

26 May 2026

Cash flows weakened

In 21W26, market liquidity recorded a slight decline. Specifically, the trading volume and value of the CWs market recorded 312.4 million CWs/VND405.4bn, down 5.6%/ 25.9%, respectively, WoW.

With trading value by an underlying asset, the CWs that VHM and STB as the underlying asset attracted the most trading interest, recording 20% of total trading volume. Following them were warrants based on stocks such as HPG, MWG, VPB, and VRE.

During the past week, the number of declining covered warrants continued to outnumber gainers, while market liquidity weakened, indicating that investor sentiment remained cautious.

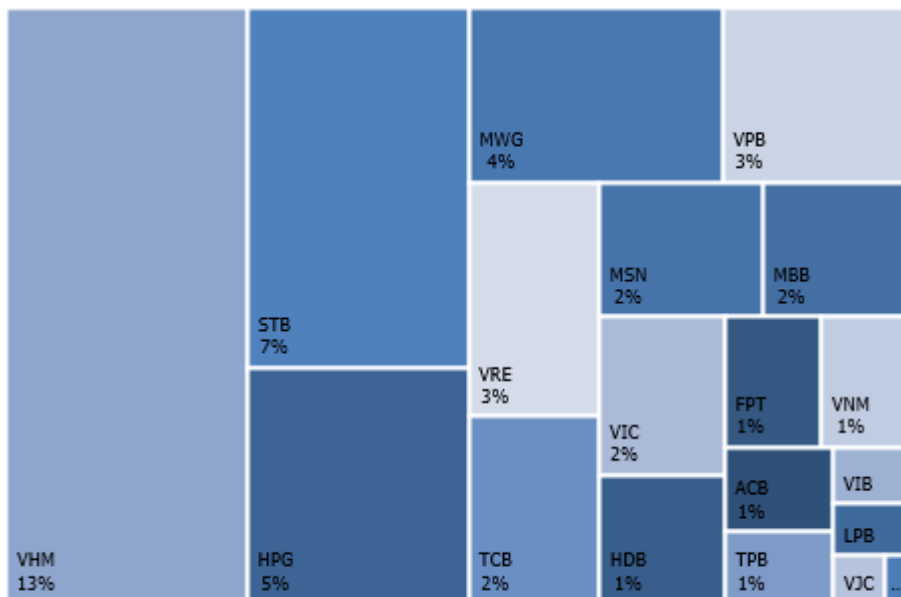
Note: The covered warrant market is commonly used for short-term trading which means volatility level is extremely high. Notably, covered warrant has the positive correlation with its underlying, the short-term fluctuation in the underlying price could lead to the big move in covered warrant.

Table 1. Weekly market overview

Number of CW	219
Trading volume (mn shares)	312
Trading value (VND bn)	405
Increasing CW	74
Decreasing CW	237
Unchanged CW	0

Source: FiinproX, KIS Research

Figure 1. CW trading value by underlying asset



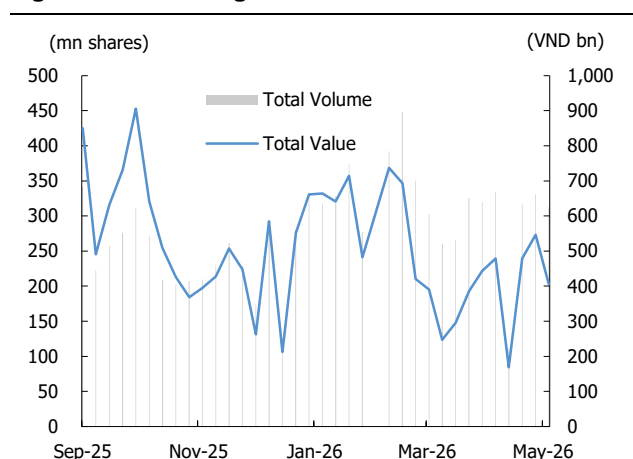
Source: FiinproX, KIS Research

Table 2. Top 10 CWs issued by securities companies

Company	No.CW
KISVN	35
SSI	34
VPX	25
TCX	24
VND	24
ACBS	24
Kafi	22
VCI	20
PHS	19
LPBank	13

Source: FiinproX, KIS Research

KIS Research
Researchdept@kisvn.vn

Figure 2. CW trading value and volume

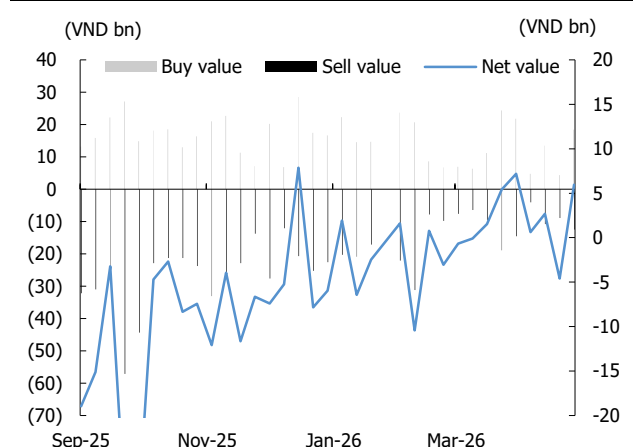
Source: FiinproX, KIS Research

Table 3. Top 10 trading value

(VND, %WoW, VND bn)

Ticker	Last Trading Date	Price	% Chg	Trading value
CVHM2607	25/09/2026	8,040	(95.2)	36.6
CVHM2516	19/06/2026	20,150	(100.0)	23.8
CVHM2609	11/02/2027	5,380	0.0	16.2
CVHM2521	-	-	202.9	15.7
CSTB2605	25/06/2026	3,850	(99.2)	13.7
CSTB2532	04/09/2026	2,970	(77.1)	7.6
CVHM2603	17/12/2026	9,100	(72.8)	6.5
CMWG2525	04/03/2027	3,380	(26.1)	6.1
CFPT2610	11/02/2027	670	0.0	5.8
CMBB2607	25/09/2026	870	(14.9)	5.8

Source: FiinproX, KIS Research

Figure 3. Weekly net foreign buy/sell

Source: FiinproX, KIS Research

Figure 4. Foreign trading by underlying asset

Source: FiinproX, KIS Research

Table 4. Top 10 CWs with the highest net selling by proprietary trading (mn VND)

Ticker	Issuers	Underlying Asset	Net value
CVHM2602	TCX	VHM	(29,376)
CVHM2609	ACBS	VHM	(12,509)
CHPG2608	SSI	HPG	(9,459)
CVIC2515	Kafi	VIC	(7,507)
CSTB2606	HCM	STB	(5,872)
CVRE2516	SSI	VRE	(4,731)
CVRE2603	ACBS	VRE	(4,716)
CFPT2610	ACBS	FPT	(4,290)
CMWG2525	VND	MWG	(3,890)
CVPB2608	ACBS	VPB	(3,861)

Source: FiinproX, KIS Research

Table 5. Top 10 CWs with the highest net buying by proprietary trading (mn VND)

Ticker	Issuers	Underlying Asset	Net value
CVHM2516	SSI	VHM	30,621
CVHM2516	SSI	VHM	16,836
CVPB2513	ACBS	VPB	10,794
CSTB2521	SSI	STB	9,037
CTCB2507	ACBS	TCB	8,982
CMWG2511	ACBS	MWG	7,887
CHPG2518	ACBS	HPG	7,720
CHPG2607	SSI	HPG	5,452
CMWG2511	ACBS	MWG	5,442
CHPG2518	ACBS	HPG	5,430

Source: FiinproX, KIS Research

Table 6. Covered warrant statistic by VN30 constituent

(VND bn, %, Shares)

Underlying asset	Name	Industry	Market Cap	Foreign ownership	CW number	CW trading value	CW trading volume
ACB	Asia Commercial Bank	Financials	117,372.6	26.0%	13	15.1	23,465,330.0
BCM	Becamex IDC Corp.	Real Estate	54,855.0	0.9%			
BID	BIDV	Financials	308,674.8	17.6%			
BVH	Bao Viet Group	Financials	48,993.3	27.3%			
CTG	VietinBank	Financials	281,163.4	25.2%			
FPT	FPT Corp	Information Technology	122,482.2	30.0%	25	9.6	24,227,195.0
GAS	PetroVietnam Gas	Utilities	180,247.3	2.2%			
GVR	Viet Nam Rubber Group	Materials	142,800.0	0.6%			
HDB	HDBank	Financials	136,894.3	21.8%	5	10.4	7,863,000.0
HPG	Hoa Phat Group	Materials	213,761.7	22.4%	27	41.4	34,043,872.0
MBB	MBBank	Financials	210,638.2	23.0%	17	29.9	21,699,490.0
MSN	Masan Group	Consumer Staples	115,962.4	25.0%	16	23.5	18,236,100.0
MWG	Mobile World Investment	Consumer Discretionary	124,228.6	49.0%	22	53.4	29,438,900.0
SHB	SH Bank	Financials	74,856.3	3.0%	7	1.8	5,008,400.0
SSB	SeABank	Financials	47,796.0	0.1%	3		
PLX	Petrolimex	Energy	47,774.3	14.4%			
LPB	LPBank	Financials	154,741.2	0.9%	5	6.3	2,420,300.0
SAB	SABECO	Consumer Staples	59,318.5	58.5%			
SSI	SSI Securities Corp.	Financials	70,498.1	32.2%			
STB	Sacombank	Financials	138,563.4	12.4%	21	75.6	21,936,400.0
TCB	Techcombank	Financials	239,869.2	22.5%	14	24.2	30,979,800.0
TPB	TPBank	Financials	44,384.7	24.5%	9	3.8	5,363,212.0
VCB	Vietcombank	Financials	507,189.5	20.0%			
VHM	Vinhomes	Real Estate	673,615.6	7.9%	18	107.5	15,944,393.0
VIB	VIBBank	Financials	54,634.3	4.8%	9	4.7	11,070,000.0
VIC	VinGroup	Real Estate	1,741,563.0	3.3%	6	11.3	1,171,152.0
VJC	Vietjet Air	Industrials	104,241.9	6.4%	3	2.8	3,023,100.0
VNM	Vinamilk	Consumer Staples	127,278.3	48.9%	12	13.0	13,128,021.0
VPB	VPBank	Financials	221,753.2	24.5%	21	19.1	20,173,150.0
VRE	Vincom Retail	Real Estate	81,576.2	12.5%	13	23.3	14,689,393.0

Source: Bloomberg, FiiiproX, KIS Research

Notes: CW: Covered warrant

Table 7. Trading Covered warrant on HSX

(VND, %)

No	CW Code	Covered Warrant			Underlying asset			% Premium	Time to maturity	Last Trading Date	
		Executive ratio	Issue price	Closing price	Underlying	Exercise price	Breakeven price				Closing price
1	CLPB2601	3.7798 : 1	4,000	4,610	LPB	36,853	51,216	54,500	4.3	6	28/05/2026
2	CMSN2602	8.0000 : 1	4,000	920	MSN	70,000	76,960	76,800	(0.8)	6	28/05/2026
3	CMWG2606	8.0000 : 1	3,000	20	MWG	85,000	85,160	78,600	(7.6)	6	28/05/2026
4	CSHB2602	1.9731 : 1	4,000	20	SHB	15,291	15,311	13,750	(11.0)	6	28/05/2026
5	CTPB2601	2.0000 : 1	3,000	220	TPB	15,500	15,940	15,750	(2.1)	6	28/05/2026
6	CVIB2602	2.8444 : 1	4,000	240	VIB	15,170	16,478	16,100	(3.8)	6	28/05/2026
7	CVRE2519	4.0000 : 1	1,100	610	VRE	29,999	32,199	32,350	1.3	8	01/06/2026
8	CMSN2521	15.0000 : 1	1,000	80	MSN	82,200	83,100	76,800	(8.1)	13	04/06/2026
9	CVIB2512	1.8963 : 1	2,200	20	VIB	18,488	18,507	16,100	(14.3)	13	04/06/2026
10	CVNM2522	9.5597 : 1	1,400	290	VNM	57,836	60,417	59,300	(2.0)	13	04/06/2026
11	CVPB2527	2.9476 : 1	1,400	20	VPB	35,568	35,597	27,450	(24.2)	13	04/06/2026
12	CACB2601	2.0000 : 1	2,900	190	ACB	25,000	25,780	24,600	(9.7)	24	17/06/2026
13	CFPT2601	10.0000 : 1	2,500	60	FPT	99,000	99,600	74,200	(24.3)	24	17/06/2026
14	CHPG2601	3.5704 : 1	1,800	190	HPG	24,993	25,707	24,100	(6.6)	24	17/06/2026
15	CMBB2601	2.0000 : 1	3,000	240	MBB	26,000	26,600	25,150	(6.8)	24	17/06/2026
16	CMWG2601	5.0000 : 1	4,400	290	MWG	85,000	86,450	78,600	(9.0)	24	17/06/2026
17	CSTB2601	4.0000 : 1	3,300	5,600	STB	49,000	71,400	69,700	(1.0)	24	17/06/2026
18	CVHM2601	8.0000 : 1	3,700	7,570	VHM	99,000	156,520	155,700	0.7	24	17/06/2026
19	CVPB2601	1.9651 : 1	4,100	220	VPB	29,476	29,908	27,450	(9.8)	24	17/06/2026
20	CFPT2521	18.8043 : 1	1,190	50	FPT	121,238	122,178	74,200	(38.3)	28	19/06/2026
21	CHPG2530	2.6778 : 1	1,250	340	HPG	25,529	26,439	24,100	(9.1)	28	19/06/2026
22	CHPG2531	3.5704 : 1	1,000	190	HPG	26,689	27,296	24,100	(12.0)	28	19/06/2026
23	CMWG2516	7.8865 : 1	1,400	550	MWG	79,851	84,031	78,600	(6.4)	28	19/06/2026
24	CSTB2524	5.0000 : 1	1,390	4,500	STB	53,900	71,500	69,700	(1.2)	28	19/06/2026
25	CVRE2520	3.0000 : 1	1,500	790	VRE	32,700	34,620	32,350	(5.7)	28	19/06/2026
26	CACB2510	2.0000 : 1	1,800	710	ACB	22,500	24,760	24,600	(5.9)	28	19/06/2026
27	CFPT2517	8.6088 : 1	2,300	40	FPT	105,888	106,318	74,200	(29.1)	28	19/06/2026
28	CHPG2524	1.4865 : 1	2,500	2,180	HPG	21,184	24,469	24,100	(1.8)	28	19/06/2026
29	CLPB2503	3.7798 : 1	1,600	5,510	LPB	33,073	54,580	54,500	(2.1)	28	19/06/2026
30	CMBB2516	1.5000 : 1	2,200	3,650	MBB	19,875	25,560	25,150	(3.0)	28	19/06/2026
31	CMSN2516	4.0000 : 1	3,300	1,700	MSN	72,000	78,720	76,800	(3.0)	28	19/06/2026
32	CMWG2515	3.9433 : 1	3,100	3,290	MWG	67,035	80,403	78,600	(2.1)	28	19/06/2026
33	CSTB2521	4.0000 : 1	2,200	5,340	STB	50,000	70,160	69,700	0.7	28	19/06/2026
34	CTCB2512	1.9083 : 1	2,800	220	TCB	35,303	35,742	32,800	(9.2)	28	19/06/2026
35	CVHM2516	4.0000 : 1	3,400	20,150	VHM	79,000	156,400	155,700	0.8	28	19/06/2026
36	CVIB2508	1.6654 : 1	1,500	350	VIB	15,821	16,587	16,100	(4.4)	28	19/06/2026
37	CVNM2515	3.8239 : 1	2,300	980	VNM	57,358	60,914	59,300	(2.8)	28	19/06/2026
38	CVPB2516	1.9651 : 1	1,700	3,860	VPB	19,651	27,590	27,450	(2.2)	28	19/06/2026
39	CVRE2516	2.0000 : 1	2,800	3,920	VRE	26,000	33,780	32,350	(3.4)	28	19/06/2026
40	CHPG2523	2.2298 : 1	2,000	1,300	HPG	21,555	24,431	24,100	(1.7)	28	19/06/2026
41	CSTB2519	3.0000 : 1	3,000	7,000	STB	51,000	71,880	69,700	(1.7)	28	19/06/2026
42	CFPT2526	10.0000 : 1	1,800	60	FPT	115,300	115,700	74,200	(34.8)	30	23/06/2026
43	CFPT2526	10.0000 : 1	1,800	60	FPT	115,300	115,700	74,200	(34.8)	30	23/06/2026
44	CHPG2536	2.0000 : 1	2,500	100	HPG	32,900	33,100	24,100	(27.4)	30	23/06/2026
45	CHPG2536	2.0000 : 1	2,500	100	HPG	32,900	33,100	24,100	(27.4)	30	23/06/2026

46	CMWG2522	5.0000 : 1	2,500	280	MWG	87,100	88,500	78,600	(11.1)	30	23/06/2026
47	CSTB2530	2.0000 : 1	4,000	3,180	STB	67,800	72,120	69,700	(2.0)	30	23/06/2026
48	CVPB2526	2.0000 : 1	3,200	110	VPB	32,600	32,780	27,450	(17.7)	30	23/06/2026
49	CVPB2526	2.0000 : 1	3,200	110	VPB	32,600	32,780	27,450	(17.7)	30	23/06/2026
50	CFPT2524	24.7425 : 1	1,000	50	FPT	117,466	118,456	74,200	(36.3)	30	23/06/2026
51	CHPG2534	3.5704 : 1	1,000	160	HPG	27,769	28,126	24,100	(14.6)	30	23/06/2026
52	CLPB2509	7.5596 : 1	1,000	360	LPB	53,232	55,953	54,500	(4.5)	30	23/06/2026
53	CMSN2520	10.0000 : 1	1,000	40	MSN	97,111	97,511	76,800	(21.7)	30	23/06/2026
54	CSHB2514	1.9731 : 1	1,100	160	SHB	20,400	20,597	13,750	(33.8)	30	23/06/2026
55	CSSB2509	4.0000 : 1	1,000	120	SSB	26,456	26,936	17,200	(37.6)	30	23/06/2026
56	CSTB2527	5.0000 : 1	1,100	1,550	STB	66,555	74,305	69,700	(4.9)	30	23/06/2026
57	CTCB2517	4.7707 : 1	1,100	40	TCB	44,644	44,835	32,800	(27.6)	30	23/06/2026
58	CTPB2510	1.9063 : 1	1,100	190	TPB	24,686	25,048	15,750	(37.7)	30	23/06/2026
59	CVHM2522	8.0000 : 1	1,100	4,790	VHM	117,688	154,488	155,700	2.0	30	23/06/2026
60	CVIC2514	5.0000 : 1	1,100	27,510	VIC	74,444	214,444	213,100	2.0	30	23/06/2026
61	CVJC2506	10.0000 : 1	1,100	1,150	VJC	167,799	178,399	172,000	(3.6)	30	23/06/2026
62	CVNM2521	9.5597 : 1	1,000	110	VNM	67,300	68,160	59,300	(13.1)	30	23/06/2026
63	CVPB2524	3.9302 : 1	1,100	50	VPB	42,359	42,556	27,450	(36.6)	30	23/06/2026
64	CVRE2524	4.0000 : 1	1,100	330	VRE	35,888	36,968	32,350	(11.7)	30	23/06/2026
65	CFPT2607	5.0000 : 1	4,700	160	FPT	93,000	93,850	74,200	(19.7)	34	25/06/2026
66	CHPG2608	1.7852 : 1	2,900	690	HPG	24,100	25,350	24,100	(5.2)	34	25/06/2026
67	CMBB2608	2.0000 : 1	3,100	520	MBB	25,000	26,200	25,150	(5.3)	34	25/06/2026
68	CMSN2604	5.0000 : 1	3,700	800	MSN	77,000	81,100	76,800	(5.8)	34	25/06/2026
69	CMWG2608	5.0000 : 1	3,800	400	MWG	90,000	91,950	78,600	(14.4)	34	25/06/2026
70	CTCB2604	1.9588 : 1	4,300	630	TCB	33,300	34,593	32,800	(6.2)	34	25/06/2026
71	CVHM2606	5.0000 : 1	4,800	5,640	VHM	135,000	161,200	155,700	(2.2)	34	25/06/2026
72	CVPB2605	1.9651 : 1	3,900	480	VPB	28,494	29,575	27,450	(8.7)	34	25/06/2026
73	CMWG2605	5.0000 : 1	1,468	480	MWG	88,000	90,400	78,600	(13.0)	34	25/06/2026
74	CSHB2601	1.9731 : 1	1,468	140	SHB	17,758	18,054	13,750	(24.5)	34	25/06/2026
75	CSTB2605	3.0000 : 1	1,468	3,850	STB	60,000	70,110	69,700	0.8	34	25/06/2026
76	CTCB2602	2.9382 : 1	1,468	230	TCB	35,259	35,964	32,800	(9.8)	34	25/06/2026
77	CVPB2604	2.9476 : 1	1,468	280	VPB	29,476	30,272	27,450	(10.8)	34	25/06/2026
78	CFPT2605	10.0000 : 1	5,000	180	FPT	90,000	91,800	74,200	(17.9)	35	26/06/2026
79	CHDB2601	3.0000 : 1	3,000	620	HDB	26,000	27,890	26,600	(6.4)	35	26/06/2026
80	CVHM2605	8.0000 : 1	3,000	3,980	VHM	128,000	157,360	155,700	0.1	35	26/06/2026
81	CVRE2601	3.0000 : 1	3,000	390	VRE	35,000	36,110	32,350	(9.6)	35	26/06/2026
82	CMSN2606	10.0000 : 1	2,000	300	MSN	82,000	85,000	76,800	(10.2)	49	10/07/2026
83	CTPB2603	2.0000 : 1	2,000	110	TPB	19,000	19,220	15,750	(18.8)	49	10/07/2026
84	CFPT2520	14.8455 : 1	1,310	50	FPT	130,047	130,789	74,200	(42.4)	58	21/07/2026
85	CHPG2532	2.6778 : 1	1,190	440	HPG	27,849	29,027	24,100	(17.2)	58	21/07/2026
86	CMWG2518	6.9007 : 1	1,370	980	MWG	82,611	89,374	78,600	(12.0)	58	21/07/2026
87	CSTB2525	4.0000 : 1	1,500	4,320	STB	57,200	71,520	69,700	(1.2)	58	21/07/2026
88	CTPB2506	1.9063 : 1	1,170	420	TPB	16,871	17,672	15,750	(11.7)	58	21/07/2026
89	CVHM2520	5.0000 : 1	1,500	8,500	VHM	111,900	154,400	155,700	2.1	58	21/07/2026
90	CVNM2520	6.6918 : 1	1,250	460	VNM	63,190	66,268	59,300	(10.7)	58	21/07/2026
91	CVPB2521	2.9476 : 1	1,120	1,990	VPB	21,763	27,629	27,450	(2.3)	58	21/07/2026
92	CVPB2522	1.9651 : 1	1,250	1,860	VPB	24,220	27,875	27,450	(3.2)	58	21/07/2026
93	CVRE2521	2.0000 : 1	1,500	960	VRE	35,700	37,620	32,350	(13.3)	58	21/07/2026

94	CACB2605	3.0000 : 1	3,000	850	ACB	22,000	25,240	24,600	(7.7)	65	28/07/2026
95	CVNM2602	6.0000 : 1	3,000	650	VNM	60,000	63,840	59,300	(7.3)	65	28/07/2026
96	CDGC2601	16.0000 : 1	1,100	300	DGC	76,868	82,148	48,000	(41.1)	86	18/08/2026
97	CHPG2612	3.5704 : 1	1,100	230	HPG	29,455	30,205	24,100	(20.5)	86	18/08/2026
98	CMSN2608	10.0000 : 1	1,100	140	MSN	95,999	97,299	76,800	(21.5)	86	18/08/2026
99	CSHB2605	1.9731 : 1	1,100	150	SHB	19,532	19,828	13,750	(31.3)	86	18/08/2026
100	CSSB2602	4.0000 : 1	1,100	110	SSB	21,399	21,839	17,200	(23.0)	86	18/08/2026
101	CSTB2607	8.0000 : 1	1,100	1,020	STB	69,888	76,688	69,700	(7.9)	86	18/08/2026
102	CTPB2604	2.0000 : 1	1,100	150	TPB	20,688	20,968	15,750	(25.6)	86	18/08/2026
103	CVHM2608	12.0000 : 1	1,100	1,960	VHM	148,888	171,928	155,700	(8.3)	86	18/08/2026
104	CVIC2601	20.0000 : 1	1,100	2,000	VIC	191,818	231,818	213,100	(5.6)	86	18/08/2026
105	CVJC2601	20.0000 : 1	1,100	490	VJC	219,999	228,599	172,000	(24.8)	86	18/08/2026
106	CVNM2604	10.0000 : 1	1,100	180	VNM	83,979	85,679	59,300	(30.9)	86	18/08/2026
107	CVPB2607	3.9302 : 1	1,100	170	VPB	33,964	34,632	27,450	(22.1)	86	18/08/2026
108	CVRE2602	4.0000 : 1	1,100	760	VRE	38,388	41,308	32,350	(21.0)	86	18/08/2026
109	CLPB2602	3.7798 : 1	3,000	3,650	LPB	42,523	56,130	54,500	(4.8)	100	27/08/2026
110	CMSN2603	8.0000 : 1	4,000	870	MSN	80,000	86,960	76,800	(12.2)	100	27/08/2026
111	CMWG2607	8.0000 : 1	3,000	290	MWG	100,000	102,320	78,600	(23.1)	100	27/08/2026
112	CSHB2603	1.9731 : 1	3,000	370	SHB	17,264	18,034	13,750	(24.4)	100	27/08/2026
113	CTPB2602	2.0000 : 1	3,000	300	TPB	19,000	19,600	15,750	(20.4)	100	27/08/2026
114	CVIB2603	2.8444 : 1	4,000	310	VIB	18,963	19,902	16,100	(20.3)	100	27/08/2026
115	CACB2514	2.0000 : 1	3,300	510	ACB	27,300	28,680	24,600	(18.8)	105	04/09/2026
116	CFPT2528	7.9176 : 1	3,900	660	FPT	91,151	96,377	74,200	(21.8)	105	04/09/2026
117	CHDB2508	2.3131 : 1	1,900	1,260	HDB	26,986	29,993	26,600	(13.0)	105	04/09/2026
118	CHPG2538	1.7852 : 1	3,400	930	HPG	26,868	28,510	24,100	(15.7)	105	04/09/2026
119	CMBB2520	2.0000 : 1	3,100	710	MBB	28,700	30,180	25,150	(17.8)	105	04/09/2026
120	CMWG2524	4.0000 : 1	3,800	1,070	MWG	89,300	93,460	78,600	(15.8)	105	04/09/2026
121	CSTB2532	3.0000 : 1	3,400	2,970	STB	68,700	76,740	69,700	(7.9)	105	04/09/2026
122	CTCB2520	1.9588 : 1	3,500	450	TCB	44,171	45,092	32,800	(28.0)	105	04/09/2026
123	CACB2602	2.0000 : 1	3,200	490	ACB	26,000	27,360	24,600	(14.9)	118	17/09/2026
124	CFPT2602	10.0000 : 1	2,900	260	FPT	100,000	102,700	74,200	(26.6)	118	17/09/2026
125	CHPG2602	3.5704 : 1	2,000	580	HPG	25,885	27,742	24,100	(13.4)	118	17/09/2026
126	CMBB2602	2.0000 : 1	3,600	870	MBB	26,000	27,820	25,150	(10.9)	118	17/09/2026
127	CMWG2602	5.0000 : 1	5,000	1,060	MWG	87,000	92,150	78,600	(14.6)	118	17/09/2026
128	CSTB2602	4.0000 : 1	3,800	5,790	STB	50,000	72,000	69,700	(1.9)	118	17/09/2026
129	CVHM2602	8.0000 : 1	4,300	8,990	VHM	100,000	163,680	155,700	(3.7)	118	17/09/2026
130	CVPB2602	1.9651 : 1	4,800	1,130	VPB	29,476	31,756	27,450	(15.0)	118	17/09/2026
131	CACB2511	2.0000 : 1	2,000	1,250	ACB	23,000	25,920	24,600	(10.1)	120	21/09/2026
132	CFPT2518	8.6088 : 1	2,600	330	FPT	105,888	108,643	74,200	(30.6)	120	21/09/2026
133	CHPG2525	1.4865 : 1	2,800	3,150	HPG	21,555	26,446	24,100	(9.2)	120	21/09/2026
134	CMBB2517	1.5000 : 1	2,400	3,770	MBB	20,250	26,385	25,150	(6.0)	120	21/09/2026
135	CFPT2608	5.0000 : 1	5,000	520	FPT	96,000	98,700	74,200	(23.6)	126	25/09/2026
136	CHPG2607	1.7852 : 1	3,000	960	HPG	24,993	26,707	24,100	(10.1)	126	25/09/2026
137	CMBB2607	2.0000 : 1	3,200	870	MBB	26,000	27,820	25,150	(10.9)	126	25/09/2026
138	CMSN2605	5.0000 : 1	4,100	1,690	MSN	79,000	87,350	76,800	(12.6)	126	25/09/2026
139	CMWG2609	5.0000 : 1	4,400	1,360	MWG	90,000	96,900	78,600	(18.8)	126	25/09/2026
140	CTCB2605	1.9588 : 1	4,700	1,270	TCB	34,279	36,806	32,800	(11.8)	126	25/09/2026
141	CVHM2607	5.0000 : 1	5,900	8,040	VHM	135,000	172,800	155,700	(8.8)	126	25/09/2026

142	CVPB2606	1.9651 : 1	4,200	1,100	VPB	29,476	31,795	27,450	(15.1)	126	25/09/2026
143	CFPT2606	10.0000 : 1	5,000	270	FPT	102,000	104,700	74,200	(28.0)	127	28/09/2026
144	CHDB2602	3.0000 : 1	3,000	890	HDB	28,000	30,610	26,600	(14.7)	127	28/09/2026
145	CMBB2606	3.0000 : 1	4,000	1,240	MBB	23,000	26,780	25,150	(7.4)	127	28/09/2026
146	CTCB2603	2.9382 : 1	3,000	620	TCB	35,259	37,110	32,800	(12.6)	127	28/09/2026
147	CACB2516	4.0000 : 1	1,200	240	ACB	28,500	29,540	24,600	(21.2)	143	14/10/2026
148	CFPT2532	11.8764 : 1	1,400	260	FPT	100,950	104,038	74,200	(27.5)	143	14/10/2026
149	CHPG2540	3.5704 : 1	1,400	410	HPG	27,670	29,027	24,100	(17.2)	143	14/10/2026
150	CMBB2522	4.0000 : 1	1,300	460	MBB	29,000	30,800	25,150	(19.5)	143	14/10/2026
151	CMWG2526	8.0000 : 1	2,100	830	MWG	91,000	97,400	78,600	(19.2)	143	14/10/2026
152	CSTB2536	6.0000 : 1	2,300	2,250	STB	64,000	76,060	69,700	(7.1)	143	14/10/2026
153	CTCB2522	3.9176 : 1	2,000	250	TCB	43,584	44,603	32,800	(27.2)	143	14/10/2026
154	CVHM2523	8.0000 : 1	3,000	5,450	VHM	140,000	182,400	155,700	(13.6)	143	14/10/2026
155	CVIC2515	4.0000 : 1	3,000	26,940	VIC	122,500	225,180	213,100	(2.9)	143	14/10/2026
156	CVPB2531	3.9302 : 1	1,900	540	VPB	33,407	35,529	27,450	(24.0)	143	14/10/2026
157	CVRE2525	4.0000 : 1	2,100	530	VRE	48,000	50,080	32,350	(34.8)	143	14/10/2026
158	CHPG2604	2.6778 : 1	2,000	710	HPG	25,885	27,786	24,100	(13.5)	153	22/10/2026
159	CMBB2604	3.0000 : 1	2,000	770	MBB	27,000	29,430	25,150	(15.7)	153	22/10/2026
160	CMWG2604	7.0000 : 1	2,400	1,220	MWG	85,000	93,610	78,600	(15.9)	153	22/10/2026
161	CSTB2604	5.0000 : 1	2,400	3,000	STB	60,000	74,200	69,700	(4.8)	153	22/10/2026
162	CTCB2601	3.9176 : 1	2,000	550	TCB	36,238	38,236	32,800	(15.1)	153	22/10/2026
163	CMSN2522	15.0000 : 1	1,200	580	MSN	93,900	102,450	76,800	(25.5)	196	04/12/2026
164	CVIB2513	1.8963 : 1	2,700	710	VIB	19,911	21,371	16,100	(25.8)	196	04/12/2026
165	CVNM2523	9.5597 : 1	1,700	930	VNM	60,322	69,213	59,300	(14.5)	196	04/12/2026
166	CVPB2528	2.9476 : 1	1,700	830	VPB	36,649	39,154	27,450	(31.1)	196	04/12/2026
167	CACB2603	2.0000 : 1	3,600	770	ACB	26,000	28,300	24,600	(17.7)	209	17/12/2026
168	CFPT2603	10.0000 : 1	3,300	480	FPT	102,000	107,000	74,200	(29.5)	209	17/12/2026
169	CHPG2603	3.5704 : 1	2,300	790	HPG	25,885	28,634	24,100	(16.1)	209	17/12/2026
170	CMBB2603	2.0000 : 1	3,900	1,100	MBB	27,000	29,320	25,150	(15.4)	209	17/12/2026
171	CMWG2603	5.0000 : 1	5,600	1,580	MWG	88,000	95,900	78,600	(18.0)	209	17/12/2026
172	CSTB2603	4.0000 : 1	4,200	6,020	STB	51,000	73,720	69,700	(4.2)	209	17/12/2026
173	CVHM2603	8.0000 : 1	4,800	9,100	VHM	102,000	172,080	155,700	(8.4)	209	17/12/2026
174	CVPB2603	1.9651 : 1	5,300	1,540	VPB	30,459	33,505	27,450	(19.4)	209	17/12/2026
175	CACB2604	2.0000 : 1	2,168	960	ACB	26,000	28,280	24,600	(17.6)	216	24/12/2026
176	CFPT2604	10.0000 : 1	2,168	610	FPT	96,000	102,300	74,200	(26.3)	216	24/12/2026
177	CHPG2605	1.7852 : 1	2,168	2,060	HPG	24,100	27,670	24,100	(13.2)	216	24/12/2026
178	CMBB2605	2.0000 : 1	2,168	1,310	MBB	27,000	29,700	25,150	(16.5)	216	24/12/2026
179	CMSN2601	5.0000 : 1	2,168	2,110	MSN	80,000	90,400	76,800	(15.5)	216	24/12/2026
180	CVHM2604	10.0000 : 1	2,168	6,800	VHM	106,000	171,900	155,700	(8.3)	216	24/12/2026
181	CVIB2601	1.8963 : 1	2,168	880	VIB	17,066	18,773	16,100	(15.5)	216	24/12/2026
182	CVNM2601	5.0000 : 1	2,168	1,080	VNM	64,000	69,400	59,300	(14.7)	216	24/12/2026
183	CHPG2606	2.6778 : 1	3,000	1,570	HPG	23,207	27,438	24,100	(12.4)	218	28/12/2026
184	CACB2606	4.0000 : 1	1,900	660	ACB	25,000	27,880	24,600	(16.5)	227	06/01/2027
185	CFPT2609	16.0000 : 1	1,900	440	FPT	98,500	105,700	74,200	(28.7)	227	06/01/2027
186	CHPG2609	3.5704 : 1	2,100	1,130	HPG	24,100	28,170	24,100	(14.7)	227	06/01/2027
187	CMBB2609	4.0000 : 1	1,900	530	MBB	29,500	31,660	25,150	(21.7)	227	06/01/2027
188	CMWG2610	8.0000 : 1	3,000	740	MWG	102,000	107,920	78,600	(27.1)	227	06/01/2027
189	CSTB2606	5.0000 : 1	3,000	2,760	STB	66,000	78,500	69,700	(10.0)	227	06/01/2027

190	CTCB2606	3.9176 : 1	2,600	570	TCB	38,687	40,959	32,800	(20.8)	227	06/01/2027
191	CVNM2603	8.0000 : 1	2,400	870	VNM	64,000	70,800	59,300	(16.4)	227	06/01/2027
192	CHPG2610	3.5704 : 1	2,000	1,000	HPG	26,331	29,866	24,100	(19.6)	233	12/01/2027
193	CACB2517	4.0000 : 1	1,300	320	ACB	29,000	30,600	24,600	(23.9)	237	14/01/2027
194	CFPT2533	11.8764 : 1	1,500	430	FPT	104,908	110,134	74,200	(31.5)	237	14/01/2027
195	CHPG2541	3.5704 : 1	1,500	640	HPG	29,456	31,491	24,100	(23.7)	237	14/01/2027
196	CMBB2523	4.0000 : 1	1,400	660	MBB	30,000	32,640	25,150	(24.0)	237	14/01/2027
197	CMWG2527	8.0000 : 1	2,200	1,190	MWG	95,000	104,200	78,600	(24.5)	237	14/01/2027
198	CSTB2537	6.0000 : 1	2,500	2,660	STB	65,000	79,580	69,700	(11.2)	237	14/01/2027
199	CTCB2523	3.9176 : 1	2,200	490	TCB	44,563	46,404	32,800	(30.1)	237	14/01/2027
200	CVHM2524	8.0000 : 1	3,000	6,500	VHM	147,000	199,000	155,700	(20.8)	237	14/01/2027
201	CVIC2516	4.0000 : 1	3,000	28,720	VIC	125,000	229,680	213,100	(4.8)	237	14/01/2027
202	CVPB2532	3.9302 : 1	2,000	860	VPB	34,389	37,769	27,450	(28.5)	237	14/01/2027
203	CVRE2526	4.0000 : 1	2,300	900	VRE	49,500	53,060	32,350	(38.5)	237	14/01/2027
204	CFPT2610	12.0000 : 1	1,100	670	FPT	85,000	92,920	74,200	(18.9)	265	11/02/2027
205	CMSN2609	8.0000 : 1	1,600	840	MSN	85,000	91,640	76,800	(16.7)	265	11/02/2027
206	CTPB2605	2.0000 : 1	1,500	640	TPB	18,000	19,300	15,750	(19.2)	265	11/02/2027
207	CVHM2609	9.0000 : 1	2,300	5,380	VHM	130,000	176,530	155,700	(10.7)	265	11/02/2027
208	CVIB2604	1.8963 : 1	1,500	690	VIB	17,540	18,886	16,100	(16.0)	265	11/02/2027
209	CVNM2605	6.0000 : 1	2,000	890	VNM	65,000	70,220	59,300	(15.7)	265	11/02/2027
210	CVPB2608	1.9651 : 1	2,100	1,260	VPB	29,476	32,050	27,450	(15.8)	265	11/02/2027
211	CVRE2603	3.0000 : 1	1,400	1,890	VRE	31,000	36,310	32,350	(10.1)	265	11/02/2027
212	CACB2515	2.0000 : 1	3,900	1,030	ACB	31,800	34,240	24,600	(32.0)	286	04/03/2027
213	CFPT2529	7.9176 : 1	4,700	870	FPT	105,799	112,766	74,200	(33.1)	286	04/03/2027
214	CHDB2509	2.3131 : 1	2,200	2,390	HDB	28,682	34,072	26,600	(23.4)	286	04/03/2027
215	CHPG2539	1.7852 : 1	4,000	1,830	HPG	30,616	33,829	24,100	(29.0)	286	04/03/2027
216	CMBB2521	2.0000 : 1	3,700	1,510	MBB	32,400	35,500	25,150	(30.1)	286	04/03/2027
217	CMWG2525	4.0000 : 1	4,500	3,380	MWG	82,000	95,120	78,600	(17.3)	286	04/03/2027
218	CSTB2533	3.0000 : 1	4,000	5,070	STB	71,000	85,250	69,700	(17.1)	286	04/03/2027
219	CTCB2521	1.9588 : 1	4,200	2,160	TCB	41,723	45,974	32,800	(29.4)	286	04/03/2027

Source: Bloomberg, FiinproX, KIS Research

CW: Covered warrant, Sort by Last trading day

Global Disclaimer

■ General

This research report and marketing materials for Vietnamese securities are originally prepared and issued by the Research Center of KIS Vietnam Securities Corp., an organization licensed with the State Securities Commission of Vietnam. The analyst(s) who participated in preparing and issuing this research report and marketing materials is/are licensed and regulated by the State Securities Commission of Vietnam in Vietnam only. This report and marketing materials are copyrighted and may not be copied, redistributed, forwarded or altered in any way without the consent of KIS Vietnam Securities Corp..

This research report and marketing materials are for information purposes only. They are not and should not be construed as an offer or solicitation of an offer to purchase or sell any securities or other financial instruments or to participate in any trading strategy. This research report and marketing materials do not provide individually tailored investment advice. This research report and marketing materials do not take into account individual investor circumstances, objectives or needs, and are not intended as recommendations of particular securities, financial instruments or strategies to any particular investor. The securities and other financial instruments discussed in this research report and marketing materials may not be suitable for all investors. The recipient of this research report and marketing materials must make their own independent decisions regarding any securities or financial instruments mentioned herein and investors should seek the advice of a financial adviser. KIS Vietnam Securities Corp. does not undertake that investors will obtain any profits, nor will it share with investors any investment profits. KIS Vietnam Securities Corp., its affiliates, or their affiliates and directors, officers, employees or agents of each of them disclaim any and all responsibility or liability whatsoever for any loss (director consequential) or damage arising out of the use of all or any part of this report or its contents or otherwise arising in connection therewith. Information and opinions contained herein are subject to change without notice and may differ or be contrary to opinions expressed by other business areas or KIS Vietnam Securities Corp. The final investment decision is based on the client's judgment, and this research report and marketing materials cannot be used as evidence in any legal dispute related to investment decisions.

■ Country-specific disclaimer

United States: This report is distributed in the U.S. by Korea Investment & Securities America, Inc., a member of FINRA/SIPC, and is only intended for major U.S. institutional investors as defined in Rule 15a-6(a)(2) under the U.S. Securities Exchange Act of 1934. All U.S. persons that receive this document by their acceptance thereof represent and warrant that they are a major U.S. institutional investor and have not received this report under any express or implied understanding that they will direct commission income to Korea Investment & Securities, Co., Ltd. or its affiliates. Pursuant to Rule 15a-6(a)(3), any U.S. recipient of this document wishing to effect a transaction in any securities discussed herein should contact and place orders with Korea Investment & Securities America, Inc., which accepts responsibility for the contents of this report in the U.S. The securities described in this report may not have been registered under the U.S. Securities Act of 1933, as amended, and, in such case, may not be offered or sold in the U.S. or to U.S. person absent registration or an applicable exemption from the registration requirement.

United Kingdom: This report is not an invitation nor is it intended to be an inducement to engage in investment activity for the purpose of section 21 of the Financial Services and Markets Act 2000 of the United Kingdom ("FSMA"). To the extent that this report does constitute such an invitation or inducement, it is directed only at (i) persons who are investment professionals within the meaning of Article 19(5) of the Financial Services and Markets Act 2000 (Financial Promotion) Order 2005 (as amended) of the United Kingdom (the "Financial Promotion Order"); (ii) persons who fall within Articles 49(2)(a) to (d) ("high net worth companies, unincorporated associations etc.") of the Financial Promotion Order; and (iii) any other persons to whom this report can, for the purposes of section 21 of FSMA, otherwise lawfully be made (all such persons together being referred to as "relevant persons"). Any investment or investment activity to which this report relates is available only to relevant persons and will be engaged in only with relevant persons. Persons who are not relevant persons must not act or rely on this report.

Hong Kong: This research report and marketing materials may be distributed in Hong Kong to institutional clients by Korea Investment & Securities Asia Limited (KISA), a Hong Kong representative subsidiary of Korea Investment & Securities Co., Ltd., and may not otherwise be distributed to any other party. KISA provides equity sales service to institutional clients in Hong Kong for Korean securities under its sole discretion, and is thus solely responsible for provision of the aforementioned equity selling activities in Hong Kong. All requests by and correspondence with Hong Kong investors involving securities discussed in this report and marketing materials must be effected through KISA, which is registered with The Securities & Futures Commission (SFC) of Hong Kong. Korea Investment & Securities Co., Ltd. is not a registered financial institution under Hong Kong's SFC.

Singapore: This report is provided pursuant to the financial advisory licensing exemption under Regulation 27(1)(e) of the Financial Advisers Regulation of Singapore and accordingly may only be provided to persons in Singapore who are "institutional investors" as defined in Section 4A of the Securities and Futures Act, Chapter 289 of Singapore. This report is intended only for the person to whom Korea Investment & Securities Co., Ltd. has provided this report and such person may not send, forward or transmit in any way this report or any copy of this report to any other person. Please contact Korea Investment & Securities Singapore Pte Ltd in respect of any matters arising from, or in connection with, the analysis or report (Contact Number: 65 6501 5600).

Copyright © 2026 KIS Vietnam Securities Corp. All rights reserved. No part of this report may be reproduced or distributed in any manner without permission of KIS Vietnam Securities Corp.