

19 May 2026

## Liquidity improved

In 20W26, market liquidity recorded a slight decline. Specifically, the trading volume and value of the CWs market recorded 330.8 million CWs/VND546.7bn, up 4.6%/ 14.2%, respectively, WoW.

With trading value by an underlying asset, the CWs that VHM and STB as the underlying asset attracted the most trading interest, recording 20% of total trading volume. Following them were warrants based on stocks such as HPG, MWG, VPB, and VRE.

During the past week, liquidity in the covered warrant market improved, although the number of declining covered warrants continued to outnumber advancing ones. This development indicates that investor sentiment remains cautious despite the underlying market continuing to fluctuate around elevated price levels.

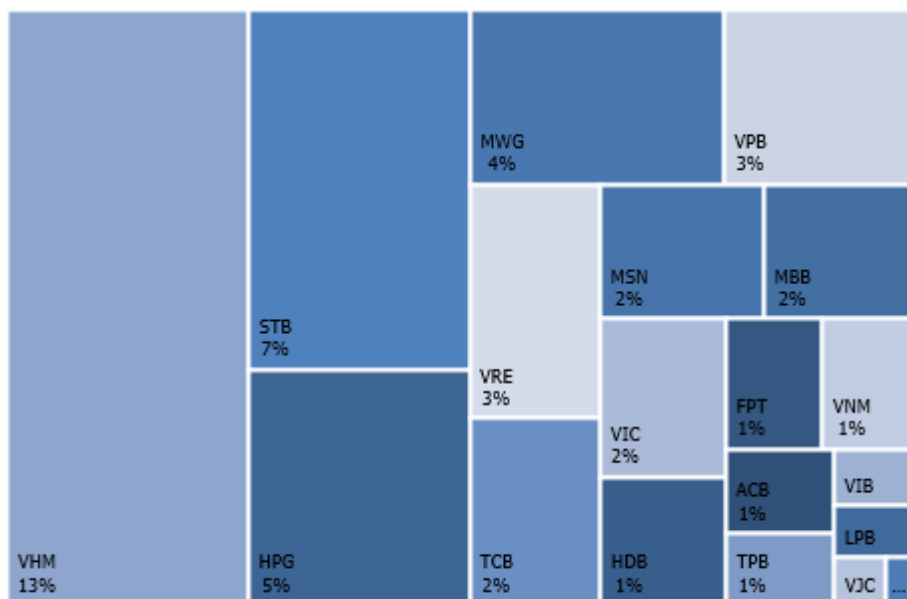
*Note: The covered warrant market is commonly used for short-term trading which means volatility level is extremely high. Notably, covered warrant has the positive correlation with its underlying, the short-term fluctuation in the underlying price could lead to the big move in covered warrant.*

**Table 1. Weekly market overview**

Number of CW	264
Trading volume (mn shares)	330
Trading value (VND bn)	547
Increasing CW	97
Decreasing CW	213
Unchanged CW	1

Source: FiinproX, KIS Research

**Figure 1. CW trading value by underlying asset**



Source: FiinproX, KIS Research

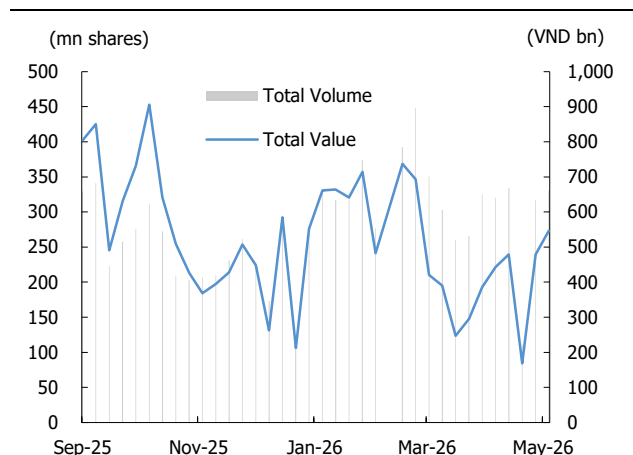
**Table 2. Top 10 CWs issued by securities companies**

Company	No.CW
KISVN	35
SSI	34
VPX	25
TCX	24
VND	24
ACBS	24
Kafi	22
VCI	20
PHS	19
LPBank	13

Source: FiinproX, KIS Research

**KIS Research**

Researchdept@kisvn.vn

**Figure 2. CW trading value and volume**

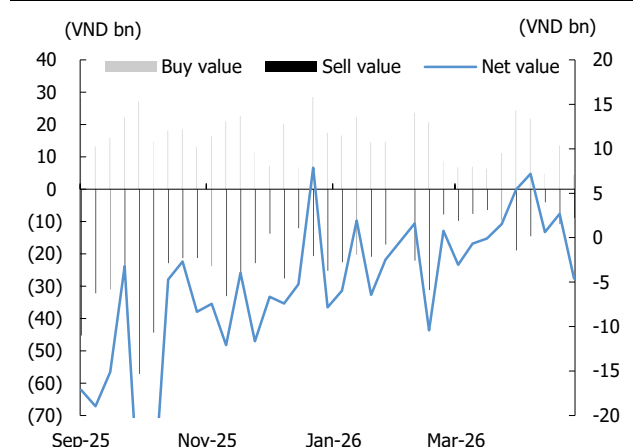
Source: FiinproX, KIS Research

**Table 3. Top 10 trading value**


(VND, %WoW, VND bn)

Ticker	Last Trading Date	Price	% Chg	Trading value
CVHM2516	19/06/2026	19,750	(100.0)	41.0
CVHM2602	17/09/2026	8,190	(91.1)	34.6
CVHM2609	11/02/2027	5,490	(0.00)	22.5
CSTB2606	06/01/2027	2,930	(76.5)	18.8
CSTB2605	25/06/2026	4,340	(46.7)	14.9
CVPB2513	18/05/2026	4,970	(100.0)	11.5
CVRE2516	19/06/2026	3,720	(100.0)	11.4
CVHM2603	17/12/2026	8,860	34.0	9.8
CSTB2602	17/09/2026	6,120	(96.6)	9.4
CTCB2507	18/05/2026	2,010	(100.0)	9.2

Source: FiinproX, KIS Research

**Figure 3. Weekly net foreign buy/sell**

Source: FiinproX, KIS Research

**Figure 4. Foreign trading by underlying asset**

Source: FiinproX, KIS Research

**Table 4. Top 10 CWs with the highest net selling by proprietary trading** (mn VND)

Ticker	Issuers	Underlying Asset	Net value
CVHM2602	TCX	VHM	(29,376)
CVHM2609	ACBS	VHM	(12,509)
CHPG2608	SSI	HPG	(9,459)
CVIC2515	Kafi	VIC	(7,507)
CSTB2606	HCM	STB	(5,872)
CVRE2516	SSI	VRE	(4,731)
CVRE2603	ACBS	VRE	(4,716)
CFPT2610	ACBS	FPT	(4,290)
CMWG2525	VND	MWG	(3,890)
CVPB2608	ACBS	VPB	(3,861)

Source: FiinproX, KIS Research

**Table 5. Top 10 CWs with the highest net buying by proprietary trading** (mn VND)

Ticker	Issuers	Underlying Asset	Net value
CVHM2516	SSI	VHM	30,621
CVHM2516	SSI	VHM	16,836
CVPB2513	ACBS	VPB	10,794
CSTB2521	SSI	STB	9,037
CTCB2507	ACBS	TCB	8,982
CMWG2511	ACBS	MWG	7,887
CHPG2518	ACBS	HPG	7,720
CHPG2607	SSI	HPG	5,452
CMWG2511	ACBS	MWG	5,442
CHPG2518	ACBS	HPG	5,430

Source: FiinproX, KIS Research

Table 6. Covered warrant statistic by VN30 constituent

(VND bn, %, Shares)

Underlying asset	Name	Industry	Market Cap	Foreign ownership	CW number	CW trading value	CW trading volume
ACB	Asia Commercial Bank	Financials	117,372.6	26.0%	13	15.1	23,465,330.0
BCM	Becamex IDC Corp.	Real Estate	54,855.0	0.9%			
BID	BIDV	Financials	308,674.8	17.6%			
BVH	Bao Viet Group	Financials	48,993.3	27.3%			
CTG	VietinBank	Financials	281,163.4	25.2%			
FPT	FPT Corp	Information Technology	122,482.2	30.0%	25	9.6	24,227,195.0
GAS	PetroVietnam Gas	Utilities	180,247.3	2.2%			
GVR	Viet Nam Rubber Group	Materials	142,800.0	0.6%			
HDB	HDBank	Financials	136,894.3	21.8%	5	10.4	7,863,000.0
HPG	Hoa Phat Group	Materials	213,761.7	22.4%	27	41.4	34,043,872.0
MBB	MBBank	Financials	210,638.2	23.0%	17	29.9	21,699,490.0
MSN	Masan Group	Consumer Staples	115,962.4	25.0%	16	23.5	18,236,100.0
MWG	Mobile World Investment	Consumer Discretionary	124,228.6	49.0%	22	53.4	29,438,900.0
SHB	SH Bank	Financials	74,856.3	3.0%	7	1.8	5,008,400.0
SSB	SeABank	Financials	47,796.0	0.1%	3		
PLX	Petrolimex	Energy	47,774.3	14.4%			
LPB	LPBank	Financials	154,741.2	0.9%	5	6.3	2,420,300.0
SAB	SABECO	Consumer Staples	59,318.5	58.5%			
SSI	SSI Securities Corp.	Financials	70,498.1	32.2%			
STB	Sacombank	Financials	138,563.4	12.4%	21	75.6	21,936,400.0
TCB	Techcombank	Financials	239,869.2	22.5%	14	24.2	30,979,800.0
TPB	TPBank	Financials	44,384.7	24.5%	9	3.8	5,363,212.0
VCB	Vietcombank	Financials	507,189.5	20.0%			
VHM	Vinhomes	Real Estate	673,615.6	7.9%	18	107.5	15,944,393.0
VIB	VIBBank	Financials	54,634.3	4.8%	9	4.7	11,070,000.0
VIC	VinGroup	Real Estate	1,741,563.0	3.3%	6	11.3	1,171,152.0
VJC	Vietjet Air	Industrials	104,241.9	6.4%	3	2.8	3,023,100.0
VNM	Vinamilk	Consumer Staples	127,278.3	48.9%	12	13.0	13,128,021.0
VPB	VPBank	Financials	221,753.2	24.5%	21	19.1	20,173,150.0
VRE	Vincom Retail	Real Estate	81,576.2	12.5%	13	23.3	14,689,393.0

Source: Bloomberg, FiiiproX, KIS Research

Notes: CW: Covered warrant

Table 7. Trading Covered warrant on HSX

(VND, %)

No	CW Code	Covered Warrant			Underlying asset			% Premium	Time to maturity	Last Trading Date	
		Executive ratio	Issue price	Closing price	Underlying	Exercise price	Breakeven price				Closing price
1	CHPG2611	3.9282 : 1	1,000	40	HPG	31,425	31,582	26,500	(15.4)	1	18/05/2026
2	CMSN2607	10.0000 : 1	1,000	40	MSN	94,567	94,967	76,800	(18.1)	1	18/05/2026
3	CSHB2604	1.9731 : 1	1,000	130	SHB	19,138	19,395	13,700	(28.4)	1	18/05/2026
4	CSSB2601	4.0000 : 1	1,000	40	SSB	21,111	21,271	16,500	(22.1)	1	18/05/2026
5	CMSN2519	5.0000 : 1	3,300	10	MSN	86,000	86,050	76,800	(9.6)	1	18/05/2026
6	CMWG2519	5.0000 : 1	2,000	1,180	MWG	75,000	80,900	78,200	0.6	1	18/05/2026
7	CVRE2522	2.0000 : 1	4,600	4,450	VRE	25,000	33,900	33,200	(1.2)	1	18/05/2026
8	CFPT2513	11.0965 : 1	1,700	30	FPT	115,234	115,567	75,100	(36.4)	1	18/05/2026
9	CHPG2518	2.4533 : 1	1,700	1,480	HPG	22,897	26,528	26,500	0.8	1	18/05/2026
10	CMBB2511	2.2500 : 1	1,800	3,000	MBB	18,750	25,500	25,300	0.5	1	18/05/2026
11	CMSN2512	7.0000 : 1	2,200	2,430	MSN	60,000	77,010	76,800	1.0	1	18/05/2026
12	CMWG2511	5.9149 : 1	2,400	2,940	MWG	63,092	80,482	78,200	1.2	1	18/05/2026
13	CSTB2515	3.0000 : 1	2,900	10,800	STB	40,000	72,400	72,600	0.7	1	18/05/2026
14	CTCB2507	2.9226 : 1	2,800	2,010	TCB	27,765	33,639	32,950	(1.4)	1	18/05/2026
15	CTPB2503	1.9063 : 1	1,700	1,650	TPB	12,391	15,536	15,500	0.6	1	18/05/2026
16	CVHM2512	4.0000 : 1	2,950	24,500	VHM	58,000	156,000	153,900	(0.6)	1	18/05/2026
17	CVIB2504	1.6654 : 1	1,900	110	VIB	15,821	16,004	15,950	0.2	1	18/05/2026
18	CVNM2511	5.7358 : 1	2,200	1,380	VNM	52,579	60,494	60,100	(0.9)	1	18/05/2026
19	CVPB2513	1.9651 : 1	2,500	4,970	VPB	17,686	27,453	27,150	0.2	1	18/05/2026
20	CVRE2512	2.0000 : 1	2,900	4,920	VRE	23,500	33,340	33,200	0.4	1	18/05/2026
21	CVHM2521	8.0000 : 1	1,100	5,290	VHM	115,678	151,678	153,900	2.2	6	21/05/2026
22	CVIC2513	5.0000 : 1	1,100	38,200	VIC	73,500	264,500	222,500	(14.8)	6	21/05/2026
23	CHPG2529	3.9282 : 1	1,000	90	HPG	27,546	27,664	26,500	(3.4)	6	21/05/2026
24	CMWG2517	8.8723 : 1	1,370	480	MWG	76,401	80,660	78,200	0.9	6	21/05/2026
25	CVHM2519	7.0000 : 1	1,500	7,080	VHM	108,200	157,760	153,900	(1.7)	6	21/05/2026
26	CACB2518	2.0000 : 1	1,000	180	ACB	26,500	26,680	23,000	(14.1)	7	22/05/2026
27	CDGC2501	8.6229 : 1	1,100	20	DGC	104,433	104,519	50,500	(51.4)	7	22/05/2026
28	CFPT2534	9.8970 : 1	1,000	30	FPT	103,919	104,216	75,100	(29.5)	7	22/05/2026
29	CHDB2510	1.5421 : 1	1,100	900	HDB	25,829	27,232	26,900	0.9	7	22/05/2026
30	CHPG2542	1.9641 : 1	1,200	30	HPG	30,443	30,502	26,500	(12.4)	7	22/05/2026
31	CLPB2510	2.8349 : 1	1,800	890	LPB	51,972	53,219	52,500	(2.3)	7	22/05/2026
32	CMBB2524	2.0000 : 1	1,050	370	MBB	25,000	25,420	25,300	0.8	7	22/05/2026
33	CMSN2523	5.0000 : 1	1,150	30	MSN	87,000	87,100	76,800	(10.7)	7	22/05/2026
34	CMWG2528	5.0000 : 1	1,600	110	MWG	92,000	92,250	78,200	(11.7)	7	22/05/2026
35	CSHB2515	0.9865 : 1	1,650	10	SHB	17,955	17,965	13,700	(22.7)	7	22/05/2026
36	CSTB2538	3.0000 : 1	1,250	5,760	STB	54,500	70,910	72,600	2.9	7	22/05/2026
37	CTCB2524	3.0000 : 1	1,150	100	TCB	39,000	39,210	32,950	(15.4)	7	22/05/2026
38	CTPB2511	1.0000 : 1	1,400	20	TPB	19,500	19,530	15,500	(20.0)	7	22/05/2026
39	CVHM2525	6.0000 : 1	1,750	7,680	VHM	107,000	150,500	153,900	3.0	7	22/05/2026
40	CVIB2514	0.9481 : 1	1,300	20	VIB	19,911	19,939	15,950	(19.6)	7	22/05/2026
41	CVIC2517	5.0000 : 1	2,450	18,900	VIC	122,500	216,500	222,500	4.0	7	22/05/2026
42	CVJC2507	10.0000 : 1	1,000	60	VJC	188,000	188,600	170,700	(8.9)	7	22/05/2026
43	CVNM2524	6.0000 : 1	1,000	50	VNM	65,000	65,120	60,100	(7.9)	7	22/05/2026
44	CVPB2533	1.9651 : 1	1,200	130	VPB	30,950	31,068	27,150	(11.4)	7	22/05/2026
45	CVRE2527	2.0000 : 1	1,050	40	VRE	35,600	35,700	33,200	(6.2)	7	22/05/2026

46	CLPB2601	3.7798 : 1	4,000	3,900	LPB	36,853	52,199	52,500	(0.4)	13	28/05/2026
47	CMSN2602	8.0000 : 1	4,000	1,060	MSN	70,000	77,600	76,800	0.2	13	28/05/2026
48	CMWG2606	8.0000 : 1	3,000	110	MWG	85,000	85,800	78,200	(5.1)	13	28/05/2026
49	CSHB2602	1.9731 : 1	4,000	60	SHB	15,291	15,390	13,700	(9.8)	13	28/05/2026
50	CTPB2601	2.0000 : 1	3,000	260	TPB	15,500	16,000	15,500	(2.3)	13	28/05/2026
51	CVIB2602	2.8444 : 1	4,000	380	VIB	15,170	16,109	15,950	(0.5)	13	28/05/2026
52	CVRE2519	4.0000 : 1	1,100	870	VRE	29,999	33,519	33,200	(0.1)	15	01/06/2026
53	CMSN2521	15.0000 : 1	1,000	140	MSN	82,200	84,000	76,800	(7.4)	20	04/06/2026
54	CVIB2512	1.8963 : 1	2,200	60	VIB	18,488	18,564	15,950	(13.6)	20	04/06/2026
55	CVNM2522	9.5597 : 1	1,400	470	VNM	57,836	61,851	60,100	(3.1)	20	04/06/2026
56	CVPB2527	2.9476 : 1	1,400	20	VPB	35,568	35,627	27,150	(22.8)	20	04/06/2026
57	CACB2601	2.0000 : 1	2,900	290	ACB	25,000	25,760	23,000	(11.0)	31	17/06/2026
58	CFPT2601	10.0000 : 1	2,500	100	FPT	99,000	100,100	75,100	(26.6)	31	17/06/2026
59	CHPG2601	3.9282 : 1	1,800	290	HPG	27,497	28,479	26,500	(6.1)	31	17/06/2026
60	CMBB2601	2.0000 : 1	3,000	550	MBB	26,000	26,860	25,300	(4.6)	31	17/06/2026
61	CMWG2601	5.0000 : 1	4,400	590	MWG	85,000	88,100	78,200	(7.6)	31	17/06/2026
62	CSTB2601	4.0000 : 1	3,300	5,730	STB	49,000	71,920	72,600	1.4	31	17/06/2026
63	CVHM2601	8.0000 : 1	3,700	7,160	VHM	99,000	154,440	153,900	0.4	31	17/06/2026
64	CVPB2601	1.9651 : 1	4,100	390	VPB	29,476	30,242	27,150	(9.0)	31	17/06/2026
65	CFPT2521	18.8043 : 1	1,190	50	FPT	121,238	122,178	75,100	(39.8)	35	19/06/2026
66	CHPG2531	3.9282 : 1	1,000	220	HPG	29,363	30,188	26,500	(11.5)	35	19/06/2026
67	CHPG2530	2.9461 : 1	1,250	420	HPG	28,087	29,324	26,500	(8.8)	35	19/06/2026
68	CMWG2516	7.8865 : 1	1,400	1,370	MWG	79,851	85,214	78,200	(4.5)	35	19/06/2026
69	CSTB2524	5.0000 : 1	1,390	4,500	STB	53,900	76,400	72,600	(4.5)	35	19/06/2026
70	CVRE2520	3.0000 : 1	1,500	910	VRE	32,700	35,430	33,200	(5.5)	35	19/06/2026
71	CACB2510	2.0000 : 1	1,800	680	ACB	22,500	23,800	23,000	(3.7)	35	19/06/2026
72	CFPT2517	8.6088 : 1	2,300	150	FPT	105,888	107,179	75,100	(31.4)	35	19/06/2026
73	CHPG2524	1.6355 : 1	2,500	2,300	HPG	23,307	27,167	26,500	(1.6)	35	19/06/2026
74	CLPB2503	3.7798 : 1	1,600	4,990	LPB	33,073	53,182	52,500	(2.3)	35	19/06/2026
75	CMBB2516	1.5000 : 1	2,200	3,930	MBB	19,875	25,500	25,300	0.5	35	19/06/2026
76	CMSN2516	4.0000 : 1	3,300	2,040	MSN	72,000	79,640	76,800	(2.4)	35	19/06/2026
77	CMWG2515	3.9433 : 1	3,100	3,940	MWG	67,035	82,729	78,200	(1.6)	35	19/06/2026
78	CSTB2521	4.0000 : 1	2,200	5,780	STB	50,000	73,240	72,600	(0.4)	35	19/06/2026
79	CTCB2512	1.9484 : 1	2,800	390	TCB	36,045	36,727	32,950	(9.7)	35	19/06/2026
80	CVHM2516	4.0000 : 1	3,400	19,750	VHM	79,000	154,800	153,900	0.2	35	19/06/2026
81	CVIB2508	1.6654 : 1	1,500	480	VIB	15,821	16,587	15,950	(3.4)	35	19/06/2026
82	CVNM2515	3.8239 : 1	2,300	1,230	VNM	57,358	62,061	60,100	(3.4)	35	19/06/2026
83	CVPB2516	1.9651 : 1	1,700	3,970	VPB	19,651	27,374	27,150	0.5	35	19/06/2026
84	CVRE2516	2.0000 : 1	2,800	3,720	VRE	26,000	33,620	33,200	(0.4)	35	19/06/2026
85	CHPG2523	2.4533 : 1	2,000	1,540	HPG	23,715	27,469	26,500	(2.7)	35	19/06/2026
86	CSTB2519	3.0000 : 1	3,000	7,320	STB	51,000	72,000	72,600	1.3	35	19/06/2026
87	CFPT2526	9.8970 : 1	1,800	60	FPT	114,113	114,806	75,100	(36.0)	37	23/06/2026
88	CFPT2526	9.8970 : 1	1,800	60	FPT	114,113	114,806	75,100	(36.0)	37	23/06/2026
89	CHPG2536	2.0000 : 1	2,500	120	HPG	32,900	33,200	26,500	(19.5)	37	23/06/2026
90	CHPG2536	2.0000 : 1	2,500	120	HPG	32,900	33,200	26,500	(19.5)	37	23/06/2026
91	CMWG2522	5.0000 : 1	2,500	370	MWG	87,100	89,100	78,200	(8.6)	37	23/06/2026
92	CSTB2530	2.0000 : 1	4,000	3,500	STB	67,800	74,460	72,600	(2.0)	37	23/06/2026
93	CVPB2526	1.9651 : 1	3,200	190	VPB	32,031	32,404	27,150	(15.1)	37	23/06/2026

94	CVPB2526	1.9651 : 1	3,200	190	VPB	32,031	32,404	27,150	(15.1)	37	23/06/2026
95	CFPT2524	24.7425 : 1	1,000	50	FPT	117,466	118,703	75,100	(38.1)	37	23/06/2026
96	CHPG2534	3.9282 : 1	1,000	270	HPG	30,552	31,613	26,500	(15.4)	37	23/06/2026
97	CLPB2509	7.5596 : 1	1,000	360	LPB	53,232	55,953	52,500	(7.1)	37	23/06/2026
98	CMSN2520	10.0000 : 1	1,000	50	MSN	97,111	97,611	76,800	(20.3)	37	23/06/2026
99	CSHB2514	1.9731 : 1	1,100	160	SHB	20,400	20,893	13,700	(33.6)	37	23/06/2026
100	CSSB2509	4.0000 : 1	1,000	50	SSB	26,456	26,656	16,500	(37.8)	37	23/06/2026
101	CSTB2527	5.0000 : 1	1,100	1,790	STB	66,555	75,505	72,600	(3.4)	37	23/06/2026
102	CTCB2517	4.8710 : 1	1,100	40	TCB	45,582	45,777	32,950	(27.6)	37	23/06/2026
103	CTPB2510	1.9063 : 1	1,100	190	TPB	24,686	25,048	15,500	(37.6)	37	23/06/2026
104	CVHM2522	8.0000 : 1	1,100	4,280	VHM	117,688	153,608	153,900	1.0	37	23/06/2026
105	CVIC2514	5.0000 : 1	1,100	32,000	VIC	74,444	234,444	222,500	(3.9)	37	23/06/2026
106	CVJC2506	10.0000 : 1	1,100	1,170	VJC	167,799	178,099	170,700	(3.5)	37	23/06/2026
107	CVNM2521	9.5597 : 1	1,000	130	VNM	67,300	68,447	60,100	(12.4)	37	23/06/2026
108	CVPB2524	3.9302 : 1	1,100	60	VPB	42,359	42,595	27,150	(35.4)	37	23/06/2026
109	CVRE2524	4.0000 : 1	1,100	320	VRE	35,888	37,168	33,200	(9.9)	37	23/06/2026
110	CFPT2607	5.0000 : 1	4,700	260	FPT	93,000	94,250	75,100	(22.0)	41	25/06/2026
111	CHPG2608	1.9641 : 1	2,900	720	HPG	26,515	28,008	26,500	(4.6)	41	25/06/2026
112	CMBB2608	2.0000 : 1	3,100	830	MBB	25,000	26,400	25,300	(3.0)	41	25/06/2026
113	CMSN2604	5.0000 : 1	3,700	940	MSN	77,000	81,700	76,800	(4.8)	41	25/06/2026
114	CMWG2608	5.0000 : 1	3,800	410	MWG	90,000	92,050	78,200	(11.5)	41	25/06/2026
115	CTCB2604	2.0000 : 1	4,300	850	TCB	34,000	35,600	32,950	(6.9)	41	25/06/2026
116	CVHM2606	5.0000 : 1	4,800	5,580	VHM	135,000	160,850	153,900	(3.6)	41	25/06/2026
117	CVPB2605	1.9651 : 1	3,900	750	VPB	28,494	29,634	27,150	(7.2)	41	25/06/2026
118	CMWG2605	5.0000 : 1	1,468	540	MWG	88,000	90,400	78,200	(9.9)	41	25/06/2026
119	CSHB2601	1.9731 : 1	1,468	130	SHB	17,758	17,995	13,700	(22.9)	41	25/06/2026
120	CSTB2605	3.0000 : 1	1,468	4,340	STB	60,000	73,170	72,600	(0.3)	41	25/06/2026
121	CTCB2602	3.0000 : 1	1,468	310	TCB	36,000	36,810	32,950	(9.9)	41	25/06/2026
122	CVPB2604	2.9476 : 1	1,468	350	VPB	29,476	30,390	27,150	(9.5)	41	25/06/2026
123	CFPT2605	10.0000 : 1	5,000	230	FPT	90,000	92,400	75,100	(20.5)	42	26/06/2026
124	CHDB2601	3.0000 : 1	3,000	900	HDB	26,000	28,250	26,900	(2.7)	42	26/06/2026
125	CVHM2605	8.0000 : 1	3,000	3,720	VHM	128,000	156,240	153,900	(0.7)	42	26/06/2026
126	CVRE2601	3.0000 : 1	3,000	620	VRE	35,000	36,380	33,200	(7.9)	42	26/06/2026
127	CMSN2606	10.0000 : 1	2,000	290	MSN	82,000	84,900	76,800	(8.4)	56	10/07/2026
128	CTPB2603	2.0000 : 1	2,000	140	TPB	19,000	19,280	15,500	(18.9)	56	10/07/2026
129	CFPT2520	14.8455 : 1	1,310	60	FPT	130,047	130,789	75,100	(43.8)	65	21/07/2026
130	CHPG2532	2.9461 : 1	1,190	490	HPG	30,640	32,084	26,500	(16.7)	65	21/07/2026
131	CMWG2518	6.9007 : 1	1,370	1,080	MWG	82,611	90,064	78,200	(9.6)	65	21/07/2026
132	CSTB2525	4.0000 : 1	1,500	3,230	STB	57,200	70,120	72,600	4.0	65	21/07/2026
133	CTPB2506	1.9063 : 1	1,170	460	TPB	16,871	17,672	15,500	(11.6)	65	21/07/2026
134	CVHM2520	5.0000 : 1	1,500	8,500	VHM	111,900	154,400	153,900	0.4	65	21/07/2026
135	CVNM2520	6.6918 : 1	1,250	540	VNM	63,190	66,870	60,100	(10.3)	65	21/07/2026
136	CVPB2521	2.9476 : 1	1,120	2,150	VPB	21,763	27,953	27,150	(1.6)	65	21/07/2026
137	CVPB2522	1.9651 : 1	1,250	2,460	VPB	24,220	29,054	27,150	(5.3)	65	21/07/2026
138	CVRE2521	2.0000 : 1	1,500	1,480	VRE	35,700	38,200	33,200	(12.3)	65	21/07/2026
139	CACB2605	3.0000 : 1	3,000	810	ACB	22,000	24,310	23,000	(5.7)	72	28/07/2026
140	CVNM2602	6.0000 : 1	3,000	850	VNM	60,000	64,620	60,100	(7.2)	72	28/07/2026
141	CDGC2601	16.0000 : 1	1,100	430	DGC	76,868	82,148	50,500	(38.2)	93	18/08/2026

142	CHPG2612	3.9282 : 1	1,100	230	HPG	32,407	33,310	26,500	(19.8)	93	18/08/2026
143	CMSN2608	10.0000 : 1	1,100	200	MSN	95,999	97,699	76,800	(20.4)	93	18/08/2026
144	CSHB2605	1.9731 : 1	1,100	200	SHB	19,532	19,887	13,700	(30.2)	93	18/08/2026
145	CSSB2602	4.0000 : 1	1,100	90	SSB	21,399	21,799	16,500	(23.9)	93	18/08/2026
146	CSTB2607	8.0000 : 1	1,100	1,120	STB	69,888	78,928	72,600	(7.6)	93	18/08/2026
147	CTPB2604	2.0000 : 1	1,100	160	TPB	20,688	20,968	15,500	(25.5)	93	18/08/2026
148	CVHM2608	12.0000 : 1	1,100	2,030	VHM	148,888	173,248	153,900	(10.5)	93	18/08/2026
149	CVIC2601	20.0000 : 1	1,100	2,110	VIC	191,818	231,418	222,500	(2.7)	93	18/08/2026
150	CVJC2601	20.0000 : 1	1,100	490	VJC	219,999	229,599	170,700	(25.1)	93	18/08/2026
151	CVNM2604	10.0000 : 1	1,100	170	VNM	83,979	85,579	60,100	(29.9)	93	18/08/2026
152	CVPB2607	3.9302 : 1	1,100	170	VPB	33,964	34,632	27,150	(20.6)	93	18/08/2026
153	CVRE2602	4.0000 : 1	1,100	920	VRE	38,388	41,988	33,200	(20.2)	93	18/08/2026
154	CLPB2602	3.7798 : 1	3,000	3,180	LPB	42,523	55,034	52,500	(5.5)	107	27/08/2026
155	CMSN2603	8.0000 : 1	4,000	890	MSN	80,000	87,440	76,800	(11.1)	107	27/08/2026
156	CMWG2607	8.0000 : 1	3,000	290	MWG	100,000	102,000	78,200	(20.2)	107	27/08/2026
157	CShB2603	1.9731 : 1	3,000	440	SHB	17,264	18,093	13,700	(23.3)	107	27/08/2026
158	CTPB2602	2.0000 : 1	3,000	310	TPB	19,000	19,600	15,500	(20.3)	107	27/08/2026
159	CVIB2603	2.8444 : 1	4,000	350	VIB	18,963	19,845	15,950	(19.2)	107	27/08/2026
160	CACB2514	2.0000 : 1	3,300	470	ACB	27,300	28,200	23,000	(18.7)	112	04/09/2026
161	CFPT2528	7.9176 : 1	3,900	790	FPT	91,151	97,406	75,100	(24.5)	112	04/09/2026
162	CHDB2508	2.3131 : 1	1,900	1,580	HDB	26,986	30,317	26,900	(9.4)	112	04/09/2026
163	CHPG2538	1.9641 : 1	3,400	980	HPG	29,560	31,426	26,500	(14.9)	112	04/09/2026
164	CMBB2520	2.0000 : 1	3,100	880	MBB	28,700	30,340	25,300	(15.6)	112	04/09/2026
165	CMWG2524	4.0000 : 1	3,800	1,190	MWG	89,300	93,660	78,200	(13.1)	112	04/09/2026
166	CSTB2532	3.0000 : 1	3,400	3,370	STB	68,700	78,900	72,600	(7.6)	112	04/09/2026
167	CTCB2520	2.0000 : 1	3,500	560	TCB	45,100	46,160	32,950	(28.2)	112	04/09/2026
168	CACB2602	2.0000 : 1	3,200	440	ACB	26,000	27,140	23,000	(15.5)	125	17/09/2026
169	CFPT2602	10.0000 : 1	2,900	320	FPT	100,000	103,200	75,100	(28.8)	125	17/09/2026
170	CHPG2602	3.9282 : 1	2,000	570	HPG	28,479	30,600	26,500	(12.6)	125	17/09/2026
171	CMBB2602	2.0000 : 1	3,600	1,160	MBB	26,000	28,200	25,300	(9.1)	125	17/09/2026
172	CMWG2602	5.0000 : 1	5,000	1,100	MWG	87,000	93,950	78,200	(13.3)	125	17/09/2026
173	CSTB2602	4.0000 : 1	3,800	6,120	STB	50,000	74,480	72,600	(2.1)	125	17/09/2026
174	CVHM2602	8.0000 : 1	4,300	8,190	VHM	100,000	168,640	153,900	(8.0)	125	17/09/2026
175	CVPB2602	1.9651 : 1	4,800	1,270	VPB	29,476	31,795	27,150	(13.5)	125	17/09/2026
176	CACB2511	2.0000 : 1	2,000	1,300	ACB	23,000	25,680	23,000	(10.7)	127	21/09/2026
177	CFPT2518	8.6088 : 1	2,600	420	FPT	105,888	109,332	75,100	(32.8)	127	21/09/2026
178	CHPG2525	1.6355 : 1	2,800	3,300	HPG	23,715	29,145	26,500	(8.3)	127	21/09/2026
179	CMBB2517	1.5000 : 1	2,400	4,050	MBB	20,250	26,475	25,300	(3.2)	127	21/09/2026
180	CFPT2608	5.0000 : 1	5,000	650	FPT	96,000	99,200	75,100	(25.9)	133	25/09/2026
181	CHPG2607	1.9641 : 1	3,000	1,070	HPG	27,497	29,441	26,500	(9.2)	133	25/09/2026
182	CMBB2607	2.0000 : 1	3,200	1,100	MBB	26,000	28,080	25,300	(8.8)	133	25/09/2026
183	CMSN2605	5.0000 : 1	4,100	1,690	MSN	79,000	87,450	76,800	(11.1)	133	25/09/2026
184	CMWG2609	5.0000 : 1	4,400	1,300	MWG	90,000	96,500	78,200	(15.6)	133	25/09/2026
185	CTCB2605	2.0000 : 1	4,700	1,420	TCB	35,000	37,820	32,950	(12.3)	133	25/09/2026
186	CVHM2607	5.0000 : 1	5,900	7,810	VHM	135,000	173,050	153,900	(10.4)	133	25/09/2026
187	CVPB2606	1.9651 : 1	4,200	1,260	VPB	29,476	31,756	27,150	(13.4)	133	25/09/2026
188	CFPT2606	10.0000 : 1	5,000	320	FPT	102,000	105,200	75,100	(30.1)	134	28/09/2026
189	CHDB2602	3.0000 : 1	3,000	1,080	HDB	28,000	30,880	26,900	(11.0)	134	28/09/2026

190	CMBB2606	3.0000 : 1	4,000	1,380	MBB	23,000	26,990	25,300	(5.1)	134	28/09/2026
191	CTCB2603	3.0000 : 1	3,000	690	TCB	36,000	37,980	32,950	(12.7)	134	28/09/2026
192	CACB2516	4.0000 : 1	1,200	230	ACB	28,500	29,340	23,000	(21.9)	150	14/10/2026
193	CFPT2532	11.8764 : 1	1,400	290	FPT	100,950	104,394	75,100	(29.6)	150	14/10/2026
194	CHPG2540	3.9282 : 1	1,400	440	HPG	30,443	32,132	26,500	(16.8)	150	14/10/2026
195	CMBB2522	4.0000 : 1	1,300	550	MBB	29,000	31,200	25,300	(17.9)	150	14/10/2026
196	CMWG2526	8.0000 : 1	2,100	1,120	MWG	91,000	99,960	78,200	(18.5)	150	14/10/2026
197	CSTB2536	6.0000 : 1	2,300	2,350	STB	64,000	78,100	72,600	(6.6)	150	14/10/2026
198	CTCB2522	4.0000 : 1	2,000	310	TCB	44,500	45,700	32,950	(27.4)	150	14/10/2026
199	CVHM2523	8.0000 : 1	3,000	5,420	VHM	140,000	181,840	153,900	(14.7)	150	14/10/2026
200	CVIC2515	4.0000 : 1	3,000	28,830	VIC	122,500	234,940	222,500	(4.1)	150	14/10/2026
201	CVPB2531	3.9302 : 1	1,900	630	VPB	33,407	35,765	27,150	(23.1)	150	14/10/2026
202	CVRE2525	4.0000 : 1	2,100	640	VRE	48,000	50,480	33,200	(33.7)	150	14/10/2026
203	CHPG2604	2.9461 : 1	2,000	750	HPG	28,479	30,630	26,500	(12.7)	160	22/10/2026
204	CMBB2604	3.0000 : 1	2,000	860	MBB	27,000	29,490	25,300	(13.1)	160	22/10/2026
205	CMWG2604	7.0000 : 1	2,400	1,200	MWG	85,000	93,260	78,200	(12.7)	160	22/10/2026
206	CSTB2604	5.0000 : 1	2,400	3,110	STB	60,000	75,500	72,600	(3.4)	160	22/10/2026
207	CTCB2601	4.0000 : 1	2,000	630	TCB	37,000	39,400	32,950	(15.8)	160	22/10/2026
208	CMSN2522	15.0000 : 1	1,200	600	MSN	93,900	102,750	76,800	(24.3)	203	04/12/2026
209	CVIB2513	1.8963 : 1	2,700	780	VIB	19,911	21,390	15,950	(25.1)	203	04/12/2026
210	CVNM2523	9.5597 : 1	1,700	1,080	VNM	60,322	70,551	60,100	(15.0)	203	04/12/2026
211	CVPB2528	2.9476 : 1	1,700	900	VPB	36,649	39,184	27,150	(29.8)	203	04/12/2026
212	CACB2603	2.0000 : 1	3,600	740	ACB	26,000	27,700	23,000	(17.3)	216	17/12/2026
213	CFPT2603	10.0000 : 1	3,300	530	FPT	102,000	107,500	75,100	(31.6)	216	17/12/2026
214	CHPG2603	3.9282 : 1	2,300	800	HPG	28,479	31,661	26,500	(15.6)	216	17/12/2026
215	CMBB2603	2.0000 : 1	3,900	1,370	MBB	27,000	29,620	25,300	(13.5)	216	17/12/2026
216	CMWG2603	5.0000 : 1	5,600	1,700	MWG	88,000	95,500	78,200	(14.7)	216	17/12/2026
217	CSTB2603	4.0000 : 1	4,200	6,280	STB	51,000	75,840	72,600	(3.8)	216	17/12/2026
218	CVHM2603	8.0000 : 1	4,800	8,860	VHM	102,000	172,880	153,900	(10.3)	216	17/12/2026
219	CVPB2603	1.9651 : 1	5,300	1,670	VPB	30,459	33,741	27,150	(18.5)	216	17/12/2026
220	CACB2604	2.0000 : 1	2,168	940	ACB	26,000	27,720	23,000	(17.3)	223	24/12/2026
221	CFPT2604	10.0000 : 1	2,168	680	FPT	96,000	102,900	75,100	(28.6)	223	24/12/2026
222	CHPG2605	1.9641 : 1	2,168	2,070	HPG	26,515	30,266	26,500	(11.7)	223	24/12/2026
223	CMBB2605	2.0000 : 1	2,168	1,760	MBB	27,000	30,120	25,300	(14.9)	223	24/12/2026
224	CMSN2601	5.0000 : 1	2,168	2,040	MSN	80,000	90,600	76,800	(14.2)	223	24/12/2026
225	CVHM2604	10.0000 : 1	2,168	6,650	VHM	106,000	170,600	153,900	(9.1)	223	24/12/2026
226	CVIB2601	1.8963 : 1	2,168	940	VIB	17,066	18,792	15,950	(14.7)	223	24/12/2026
227	CVNM2601	5.0000 : 1	2,168	1,250	VNM	64,000	70,100	60,100	(14.5)	223	24/12/2026
228	CHPG2606	2.9461 : 1	3,000	1,600	HPG	25,533	30,247	26,500	(11.6)	225	28/12/2026
229	CACB2606	4.0000 : 1	1,900	650	ACB	25,000	27,600	23,000	(17.0)	234	06/01/2027
230	CFPT2609	16.0000 : 1	1,900	500	FPT	98,500	106,180	75,100	(30.8)	234	06/01/2027
231	CHPG2609	3.9282 : 1	2,100	1,140	HPG	26,515	30,993	26,500	(13.8)	234	06/01/2027
232	CMBB2609	4.0000 : 1	1,900	560	MBB	29,500	31,700	25,300	(19.2)	234	06/01/2027
233	CMWG2610	8.0000 : 1	3,000	750	MWG	102,000	107,920	78,200	(24.6)	234	06/01/2027
234	CSTB2606	5.0000 : 1	3,000	2,930	STB	66,000	80,550	72,600	(9.4)	234	06/01/2027
235	CTCB2606	4.0000 : 1	2,600	690	TCB	39,500	41,980	32,950	(21.0)	234	06/01/2027
236	CVNM2603	8.0000 : 1	2,400	900	VNM	64,000	70,880	60,100	(15.4)	234	06/01/2027
237	CHPG2610	3.9282 : 1	2,000	900	HPG	28,970	32,427	26,500	(17.6)	240	12/01/2027

238	CACB2517	4.0000 : 1	1,300	300	ACB	29,000	30,160	23,000	(24.0)	244	14/01/2027
239	CFPT2533	11.8764 : 1	1,500	500	FPT	104,908	110,846	75,100	(33.7)	244	14/01/2027
240	CHPG2541	3.9282 : 1	1,500	720	HPG	32,408	35,158	26,500	(24.0)	244	14/01/2027
241	CMBB2523	4.0000 : 1	1,400	800	MBB	30,000	32,880	25,300	(22.1)	244	14/01/2027
242	CMWG2527	8.0000 : 1	2,200	1,280	MWG	95,000	104,440	78,200	(22.0)	244	14/01/2027
243	CSTB2537	6.0000 : 1	2,500	2,870	STB	65,000	82,220	72,600	(11.3)	244	14/01/2027
244	CTCB2523	4.0000 : 1	2,200	550	TCB	45,500	47,620	32,950	(30.4)	244	14/01/2027
245	CVHM2524	8.0000 : 1	3,000	6,590	VHM	147,000	198,360	153,900	(21.8)	244	14/01/2027
246	CVIC2516	4.0000 : 1	3,000	30,080	VIC	125,000	242,200	222,500	(7.0)	244	14/01/2027
247	CVPB2532	3.9302 : 1	2,000	940	VPB	34,389	37,965	27,150	(27.5)	244	14/01/2027
248	CVRE2526	4.0000 : 1	2,300	1,070	VRE	49,500	53,460	33,200	(37.4)	244	14/01/2027
249	CFPT2610	12.0000 : 1	1,100	600	FPT	85,000	92,560	75,100	(20.6)	272	11/02/2027
250	CMSN2609	8.0000 : 1	1,600	890	MSN	85,000	92,040	76,800	(15.5)	272	11/02/2027
251	CTPB2605	2.0000 : 1	1,500	720	TPB	18,000	19,440	15,500	(19.6)	272	11/02/2027
252	CVHM2609	9.0000 : 1	2,300	5,490	VHM	130,000	177,250	153,900	(12.5)	272	11/02/2027
253	CVIB2604	1.8963 : 1	1,500	820	VIB	17,540	18,981	15,950	(15.5)	272	11/02/2027
254	CVNM2605	6.0000 : 1	2,000	1,010	VNM	65,000	70,820	60,100	(15.3)	272	11/02/2027
255	CVPB2608	1.9651 : 1	2,100	1,410	VPB	29,476	32,031	27,150	(14.1)	272	11/02/2027
256	CVRE2603	3.0000 : 1	1,400	2,030	VRE	31,000	36,760	33,200	(8.9)	272	11/02/2027
257	CACB2515	2.0000 : 1	3,900	990	ACB	31,800	33,740	23,000	(32.1)	293	04/03/2027
258	CFPT2529	7.9176 : 1	4,700	920	FPT	105,799	113,242	75,100	(35.1)	293	04/03/2027
259	CHDB2509	2.3131 : 1	2,200	2,660	HDB	28,682	34,442	26,900	(20.2)	293	04/03/2027
260	CHPG2539	1.9641 : 1	4,000	1,840	HPG	33,684	37,298	26,500	(28.3)	293	04/03/2027
261	CMBB2521	2.0000 : 1	3,700	1,710	MBB	32,400	35,720	25,300	(28.3)	293	04/03/2027
262	CMWG2525	4.0000 : 1	4,500	3,500	MWG	82,000	95,280	78,200	(14.5)	293	04/03/2027
263	CSTB2533	3.0000 : 1	4,000	5,380	STB	71,000	87,170	72,600	(16.3)	293	04/03/2027
264	CTCB2521	2.0000 : 1	4,200	2,350	TCB	42,600	47,180	32,950	(29.7)	293	04/03/2027

Source: Bloomberg, FiinproX, KIS Research

CW: Covered warrant, Sort by Last trading day

## Global Disclaimer

### ■ General

This research report and marketing materials for Vietnamese securities are originally prepared and issued by the Research Center of KIS Vietnam Securities Corp., an organization licensed with the State Securities Commission of Vietnam. The analyst(s) who participated in preparing and issuing this research report and marketing materials is/are licensed and regulated by the State Securities Commission of Vietnam in Vietnam only. This report and marketing materials are copyrighted and may not be copied, redistributed, forwarded or altered in any way without the consent of KIS Vietnam Securities Corp..

This research report and marketing materials are for information purposes only. They are not and should not be construed as an offer or solicitation of an offer to purchase or sell any securities or other financial instruments or to participate in any trading strategy. This research report and marketing materials do not provide individually tailored investment advice. This research report and marketing materials do not take into account individual investor circumstances, objectives or needs, and are not intended as recommendations of particular securities, financial instruments or strategies to any particular investor. The securities and other financial instruments discussed in this research report and marketing materials may not be suitable for all investors. The recipient of this research report and marketing materials must make their own independent decisions regarding any securities or financial instruments mentioned herein and investors should seek the advice of a financial adviser. KIS Vietnam Securities Corp. does not undertake that investors will obtain any profits, nor will it share with investors any investment profits. KIS Vietnam Securities Corp., its affiliates, or their affiliates and directors, officers, employees or agents of each of them disclaim any and all responsibility or liability whatsoever for any loss (director consequential) or damage arising out of the use of all or any part of this report or its contents or otherwise arising in connection therewith. Information and opinions contained herein are subject to change without notice and may differ or be contrary to opinions expressed by other business areas or KIS Vietnam Securities Corp. The final investment decision is based on the client's judgment, and this research report and marketing materials cannot be used as evidence in any legal dispute related to investment decisions.

### ■ Country-specific disclaimer

**United States:** This report is distributed in the U.S. by Korea Investment & Securities America, Inc., a member of FINRA/SIPC, and is only intended for major U.S. institutional investors as defined in Rule 15a-6(a)(2) under the U.S. Securities Exchange Act of 1934. All U.S. persons that receive this document by their acceptance thereof represent and warrant that they are a major U.S. institutional investor and have not received this report under any express or implied understanding that they will direct commission income to Korea Investment & Securities, Co., Ltd. or its affiliates. Pursuant to Rule 15a-6(a)(3), any U.S. recipient of this document wishing to effect a transaction in any securities discussed herein should contact and place orders with Korea Investment & Securities America, Inc., which accepts responsibility for the contents of this report in the U.S. The securities described in this report may not have been registered under the U.S. Securities Act of 1933, as amended, and, in such case, may not be offered or sold in the U.S. or to U.S. person absent registration or an applicable exemption from the registration requirement.

**United Kingdom:** This report is not an invitation nor is it intended to be an inducement to engage in investment activity for the purpose of section 21 of the Financial Services and Markets Act 2000 of the United Kingdom ("FSMA"). To the extent that this report does constitute such an invitation or inducement, it is directed only at (i) persons who are investment professionals within the meaning of Article 19(5) of the Financial Services and Markets Act 2000 (Financial Promotion) Order 2005 (as amended) of the United Kingdom (the "Financial Promotion Order"); (ii) persons who fall within Articles 49(2)(a) to (d) ("high net worth companies, unincorporated associations etc.") of the Financial Promotion Order; and (iii) any other persons to whom this report can, for the purposes of section 21 of FSMA, otherwise lawfully be made (all such persons together being referred to as "relevant persons"). Any investment or investment activity to which this report relates is available only to relevant persons and will be engaged in only with relevant persons. Persons who are not relevant persons must not act or rely on this report.

**Hong Kong:** This research report and marketing materials may be distributed in Hong Kong to institutional clients by Korea Investment & Securities Asia Limited (KISA), a Hong Kong representative subsidiary of Korea Investment & Securities Co., Ltd., and may not otherwise be distributed to any other party. KISA provides equity sales service to institutional clients in Hong Kong for Korean securities under its sole discretion, and is thus solely responsible for provision of the aforementioned equity selling activities in Hong Kong. All requests by and correspondence with Hong Kong investors involving securities discussed in this report and marketing materials must be effected through KISA, which is registered with The Securities & Futures Commission (SFC) of Hong Kong. Korea Investment & Securities Co., Ltd. is not a registered financial institution under Hong Kong's SFC.

**Singapore:** This report is provided pursuant to the financial advisory licensing exemption under Regulation 27(1)(e) of the Financial Advisers Regulation of Singapore and accordingly may only be provided to persons in Singapore who are "institutional investors" as defined in Section 4A of the Securities and Futures Act, Chapter 289 of Singapore. This report is intended only for the person to whom Korea Investment & Securities Co., Ltd. has provided this report and such person may not send, forward or transmit in any way this report or any copy of this report to any other person. Please contact Korea Investment & Securities Singapore Pte Ltd in respect of any matters arising from, or in connection with, the analysis or report (Contact Number: 65 6501 5600).

Copyright © 2026 KIS Vietnam Securities Corp. All rights reserved. No part of this report may be reproduced or distributed in any manner without permission of KIS Vietnam Securities Corp.