

12 May 2026

Maintaining caution

In 19W26, market liquidity recorded a slight decline. Specifically, the trading volume and value of the CWs market recorded 316.3 million CWs/VND478.7bn, down 5.4%/ 0.1%, respectively, WoW.

With trading value by an underlying asset, the CWs that VHM and STB as the underlying asset attracted the most trading interest, recording 19% of total trading volume. Following them were warrants based on stocks such as MWG, HPG, MBB, and TCB.

During the past week, liquidity in the covered warrant market continued to decline, while the number of declining covered warrants still outnumbered gainers, despite the underlying market maintaining a positive upward momentum. This development indicated that cash flows remained cautious toward the large-cap stock group.

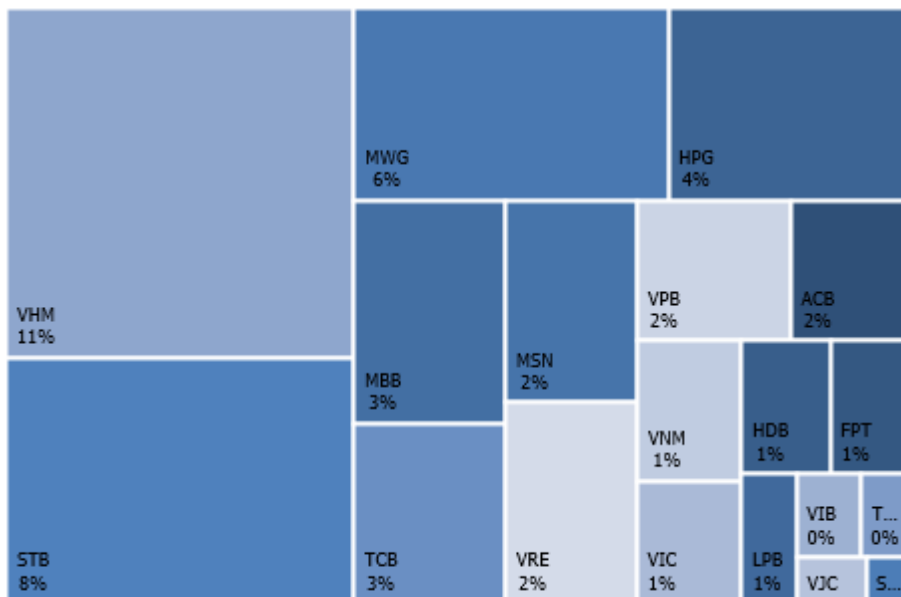
Note: The covered warrant market is commonly used for short-term trading which means volatility level is extremely high. Notably, covered warrant has the positive correlation with its underlying, the short-term fluctuation in the underlying price could lead to the big move in covered warrant.

Table 1. Weekly market overview

Number of CW	262
Trading volume (mn shares)	316
Trading value (VND bn)	479
Increasing CW	110
Decreasing CW	200
Unchanged CW	1

Source: FiinproX, KIS Research

Figure 1. CW trading value by underlying asset



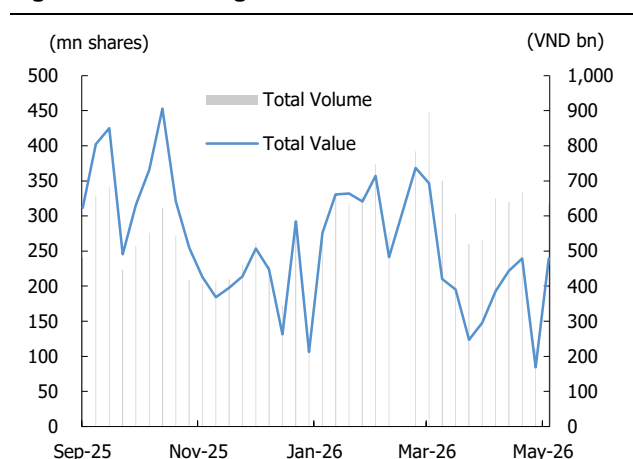
Source: FiinproX, KIS Research

Table 2. Top 10 CWs issued by securities companies

Company	No.CW
KISVN	35
SSI	34
ACBS	26
VPX	25
VND	24
TCX	24
Kafi	22
VCI	20
PHS	19
LPBank	13

Source: FiinproX, KIS Research

KIS Research
Researchdept@kisvn.vn

Figure 2. CW trading value and volume

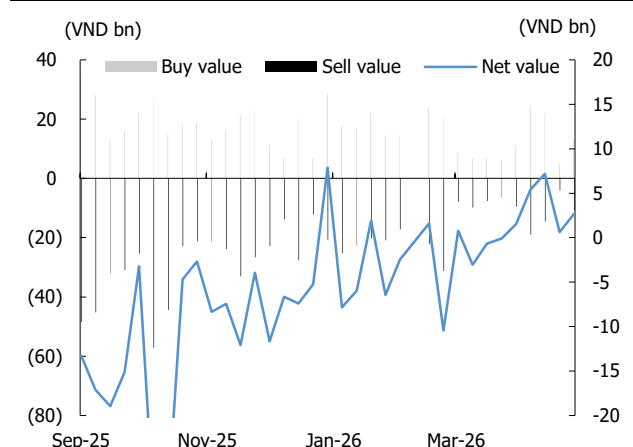
Source: FiiproX, KIS Research

Table 3. Top 10 trading value

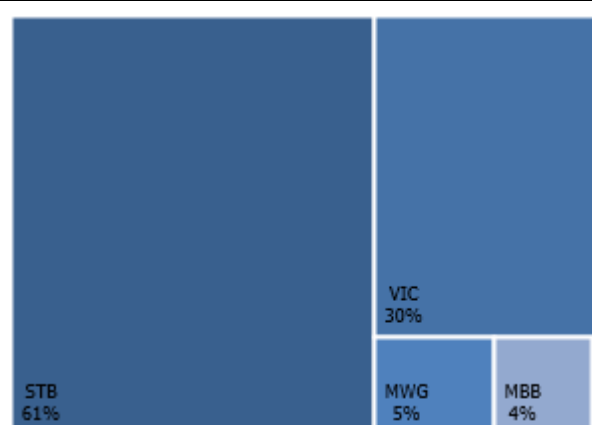
(VND, %WoW, VND bn)

Ticker	Last Trading Date	Price	% Chg	Trading value
CVHM2516	19/06/2026	20,950	(100.0)	26.1
CVHM2603	17/12/2026	8,800	38.3	26.0
CSTB2605	25/06/2026	4,480	(38.6)	16.1
CSTB2606	06/01/2027	3,300	(72.7)	11.5
CVHM2609	11/02/2027	4,290		11.0
CVHM2601	17/06/2026	8,320	(68.2)	10.0
CMWG2511	18/05/2026	3,770	(100.0)	8.3
CSTB2603	17/12/2026	6,510	(62.4)	7.6
CMWG2524	04/09/2026	1,840	84.6	7.5
CSTB2604	22/10/2026	3,000	(25.5)	7.5

Source: FiiproX, KIS Research

Figure 3. Weekly net foreign buy/sell

Source: FiiproX, KIS Research

Figure 4. Foreign trading by underlying asset

Source: FiiproX, KIS Research

Table 4. Top 10 CWs with the highest net selling by proprietary trading (mn VND)

Ticker	Issuers	Underlying Asset	Net value
CVHM2603	TCX	VHM	(18,236)
CHPG2524	SSI	HPG	(5,896)
CSTB2602	TCX	STB	(5,564)
CSTB2603	TCX	STB	(4,840)
CVHM2604	LPBank	VHM	(4,111)
CMWG2609	SSI	MWG	(4,089)
CACB2514	VND	ACB	(3,476)
CHPG2606	VPX	HPG	(3,039)
CMWG2515	SSI	MWG	(2,863)
CMBB2521	VND	MBB	(2,832)

Source: FiiproX, KIS Research

Table 5. Top 10 CWs with the highest net buying by proprietary trading (mn VND)

Ticker	Issuers	Underlying Asset	Net value
CVHM2516	SSI	VHM	16,836
CSTB2521	SSI	STB	9,037
CMWG2511	ACBS	MWG	7,887
CHPG2518	ACBS	HPG	5,430
CMSN2512	ACBS	MSN	4,361
CSTB2606	HCM	STB	4,075
CVIC2514	KISVN	VIC	4,066
CSTB2530	Maybank	STB	3,697
CVRE2516	SSI	VRE	3,448
CSTB2604	ACBS	STB	2,956

Source: FiiproX, KIS Research

Table 6. Covered warrant statistic by VN30 constituent

(VND bn, %, Shares)

Underlying asset	Name	Industry	Market Cap	Foreign ownership	CW number	CW trading value	CW trading volume
ACB	Asia Commercial Bank	Financials	117,372.6	26.0%	13	15.1	23,465,330.0
BCM	Becamex IDC Corp.	Real Estate	54,855.0	0.9%			
BID	BIDV	Financials	308,674.8	17.6%			
BVH	Bao Viet Group	Financials	48,993.3	27.3%			
CTG	VietinBank	Financials	281,163.4	25.2%			
FPT	FPT Corp	Information Technology	122,482.2	30.0%	25	9.6	24,227,195.0
GAS	PetroVietnam Gas	Utilities	180,247.3	2.2%			
GVR	Viet Nam Rubber Group	Materials	142,800.0	0.6%			
HDB	HDBank	Financials	136,894.3	21.8%	5	10.4	7,863,000.0
HPG	Hoa Phat Group	Materials	213,761.7	22.4%	27	41.4	34,043,872.0
MBB	MBBank	Financials	210,638.2	23.0%	17	29.9	21,699,490.0
MSN	Masan Group	Consumer Staples	115,962.4	25.0%	16	23.5	18,236,100.0
MWG	Mobile World Investment	Consumer Discretionary	124,228.6	49.0%	22	53.4	29,438,900.0
SHB	SH Bank	Financials	74,856.3	3.0%	7	1.8	5,008,400.0
SSB	SeABank	Financials	47,796.0	0.1%	3		
PLX	Petrolimex	Energy	47,774.3	14.4%			
LPB	LPBank	Financials	154,741.2	0.9%	5	6.3	2,420,300.0
SAB	SABECO	Consumer Staples	59,318.5	58.5%			
SSI	SSI Securities Corp.	Financials	70,498.1	32.2%			
STB	Sacombank	Financials	138,563.4	12.4%	21	75.6	21,936,400.0
TCB	Techcombank	Financials	239,869.2	22.5%	14	24.2	30,979,800.0
TPB	TPBank	Financials	44,384.7	24.5%	9	3.8	5,363,212.0
VCB	Vietcombank	Financials	507,189.5	20.0%			
VHM	Vinhomes	Real Estate	673,615.6	7.9%	18	107.5	15,944,393.0
VIB	VIBBank	Financials	54,634.3	4.8%	9	4.7	11,070,000.0
VIC	VinGroup	Real Estate	1,741,563.0	3.3%	6	11.3	1,171,152.0
VJC	Vietjet Air	Industrials	104,241.9	6.4%	3	2.8	3,023,100.0
VNM	Vinamilk	Consumer Staples	127,278.3	48.9%	12	13.0	13,128,021.0
VPB	VPBank	Financials	221,753.2	24.5%	21	19.1	20,173,150.0
VRE	Vincom Retail	Real Estate	81,576.2	12.5%	13	23.3	14,689,393.0

Source: Bloomberg, FiiiproX, KIS Research

Notes: CW: Covered warrant

Table 7. Trading Covered warrant on HSX

(VND, %)

No	CW Code	Covered Warrant			Underlying asset			% Premium	Time to maturity	Last Trading Date	
		Executive ratio	Issue price	Closing price	Underlying	Exercise price	Breakeven price				Closing price
1	CHPG2611	4.0000 : 1	1,000	50	HPG	31,999	32,199	27,250	(15.7)	9	18/05/2026
2	CMSN2607	10.0000 : 1	1,000	50	MSN	94,567	95,167	79,200	(16.9)	9	18/05/2026
3	CSHB2604	1.9731 : 1	1,000	130	SHB	19,138	19,395	14,100	(27.2)	9	18/05/2026
4	CSSB2601	4.0000 : 1	1,000	50	SSB	21,111	21,311	16,700	(21.3)	9	18/05/2026
5	CMSN2519	5.0000 : 1	3,300	90	MSN	86,000	86,550	79,200	(8.6)	9	18/05/2026
6	CMWG2519	5.0000 : 1	2,000	2,060	MWG	75,000	85,300	84,300	(0.2)	9	18/05/2026
7	CVRE2522	2.0000 : 1	4,600	5,320	VRE	25,000	36,120	35,900	(0.3)	9	18/05/2026
8	CFPT2513	11.0965 : 1	1,700	50	FPT	115,234	115,678	70,700	(37.2)	9	18/05/2026
9	CHPG2518	2.4982 : 1	1,700	1,800	HPG	23,316	27,813	27,250	(2.4)	9	18/05/2026
10	CMBB2511	2.2500 : 1	1,800	3,400	MBB	18,750	26,243	26,150	(0.6)	9	18/05/2026
11	CMSN2512	7.0000 : 1	2,200	2,980	MSN	60,000	79,250	79,200	(0.2)	9	18/05/2026
12	CMWG2511	5.9149 : 1	2,400	3,770	MWG	63,092	84,977	84,300	0.2	9	18/05/2026
13	CSTB2515	3.0000 : 1	2,900	11,000	STB	40,000	73,000	72,600	(2.7)	9	18/05/2026
14	CTCB2507	2.9226 : 1	2,800	2,020	TCB	27,765	33,756	33,850	(0.1)	9	18/05/2026
15	CTPB2503	1.9063 : 1	1,700	1,910	TPB	12,391	15,899	15,850	1.1	9	18/05/2026
16	CVHM2512	4.0000 : 1	2,950	26,060	VHM	58,000	172,640	168,100	(7.8)	9	18/05/2026
17	CVIB2504	1.6654 : 1	1,900	240	VIB	15,821	16,137	16,150	(0.3)	9	18/05/2026
18	CVNM2511	5.7358 : 1	2,200	1,500	VNM	52,579	60,839	60,600	0.5	9	18/05/2026
19	CVPB2513	2.0000 : 1	2,500	5,020	VPB	18,000	28,040	28,000	(0.1)	9	18/05/2026
20	CVRE2512	2.0000 : 1	2,900	6,320	VRE	23,500	36,400	35,900	(1.0)	9	18/05/2026
21	CVHM2521	8.0000 : 1	1,100	5,150	VHM	115,678	168,238	168,100	(5.4)	14	21/05/2026
22	CVIC2513	5.0000 : 1	1,100	29,260	VIC	73,500	233,850	228,000	(4.5)	14	21/05/2026
23	CHPG2529	4.0000 : 1	1,000	250	HPG	28,050	28,930	27,250	(6.1)	14	21/05/2026
24	CMWG2517	8.8723 : 1	1,370	1,270	MWG	76,401	85,806	84,300	(0.8)	14	21/05/2026
25	CVHM2519	7.0000 : 1	1,500	7,830	VHM	108,200	172,740	168,100	(7.9)	14	21/05/2026
26	CACB2518	2.0000 : 1	1,000	120	ACB	26,500	26,760	22,900	(14.5)	15	22/05/2026
27	CDGC2501	8.6229 : 1	1,100	20	DGC	104,433	104,605	48,850	(49.6)	15	22/05/2026
28	CFPT2534	9.8970 : 1	1,000	20	FPT	103,919	104,216	70,700	(30.3)	15	22/05/2026
29	CHDB2510	1.5421 : 1	1,100	960	HDB	25,829	27,494	27,350	(1.7)	15	22/05/2026
30	CHPG2542	2.0000 : 1	1,200	100	HPG	31,000	31,240	27,250	(13.1)	15	22/05/2026
31	CLPB2510	3.0000 : 1	1,800	340	LPB	55,000	59,260	53,400	(14.3)	15	22/05/2026
32	CMBB2524	2.0000 : 1	1,050	650	MBB	25,000	26,320	26,150	(0.9)	15	22/05/2026
33	CMSN2523	5.0000 : 1	1,150	120	MSN	87,000	87,550	79,200	(9.7)	15	22/05/2026
34	CMWG2528	5.0000 : 1	1,600	650	MWG	92,000	93,800	84,300	(9.2)	15	22/05/2026
35	CSHB2515	0.9865 : 1	1,650	70	SHB	17,955	18,014	14,100	(21.7)	15	22/05/2026
36	CSTB2538	3.0000 : 1	1,250	4,880	STB	54,500	70,940	72,600	0.2	15	22/05/2026
37	CTCB2524	3.0000 : 1	1,150	300	TCB	39,000	39,300	33,850	(14.2)	15	22/05/2026
38	CTPB2511	1.0000 : 1	1,400	60	TPB	19,500	19,570	15,850	(17.8)	15	22/05/2026
39	CVHM2525	6.0000 : 1	1,750	9,250	VHM	107,000	170,000	168,100	(6.4)	15	22/05/2026
40	CVIB2514	0.9481 : 1	1,300	80	VIB	19,911	19,987	16,150	(19.5)	15	22/05/2026
41	CVIC2517	5.0000 : 1	2,450	17,950	VIC	122,500	216,250	228,000	3.3	15	22/05/2026
42	CVJC2507	10.0000 : 1	1,000	310	VJC	188,000	190,300	172,100	(6.2)	15	22/05/2026
43	CVNM2524	6.0000 : 1	1,000	80	VNM	65,000	65,540	60,600	(6.7)	15	22/05/2026
44	CVPB2533	2.0000 : 1	1,200	50	VPB	31,500	31,600	28,000	(11.3)	15	22/05/2026
45	CVRE2527	2.0000 : 1	1,050	410	VRE	35,600	36,600	35,900	(1.6)	15	22/05/2026

46	CLPB2601	4.0000 : 1	4,000	3,300	LPB	39,000	52,720	53,400	(3.7)	21	28/05/2026
47	CMSN2602	8.0000 : 1	4,000	1,410	MSN	70,000	81,360	79,200	(2.8)	21	28/05/2026
48	CMWG2606	8.0000 : 1	3,000	360	MWG	85,000	87,400	84,300	(2.6)	21	28/05/2026
49	CSHB2602	1.9731 : 1	4,000	260	SHB	15,291	15,725	14,100	(10.3)	21	28/05/2026
50	CTPB2601	2.0000 : 1	3,000	390	TPB	15,500	16,220	15,850	(0.9)	21	28/05/2026
51	CVIB2602	2.8444 : 1	4,000	480	VIB	15,170	16,450	16,150	(2.2)	21	28/05/2026
52	CVRE2519	4.0000 : 1	1,100	1,260	VRE	29,999	36,159	35,900	(0.4)	23	01/06/2026
53	CMSN2521	15.0000 : 1	1,000	300	MSN	82,200	86,100	79,200	(8.2)	28	04/06/2026
54	CVIB2512	1.8963 : 1	2,200	120	VIB	18,488	18,678	16,150	(13.9)	28	04/06/2026
55	CVNM2522	9.5597 : 1	1,400	570	VNM	57,836	63,094	60,600	(3.1)	28	04/06/2026
56	CVPB2527	3.0000 : 1	1,400	40	VPB	36,200	36,320	28,000	(22.9)	28	04/06/2026
57	CACB2601	2.0000 : 1	2,900	290	ACB	25,000	25,580	22,900	(10.6)	39	17/06/2026
58	CFPT2601	10.0000 : 1	2,500	90	FPT	99,000	100,000	70,700	(27.4)	39	17/06/2026
59	CHPG2601	4.0000 : 1	1,800	410	HPG	28,000	29,360	27,250	(7.5)	39	17/06/2026
60	CMBB2601	2.0000 : 1	3,000	790	MBB	26,000	27,480	26,150	(5.1)	39	17/06/2026
61	CMWG2601	5.0000 : 1	4,400	1,100	MWG	85,000	90,300	84,300	(5.7)	39	17/06/2026
62	CSTB2601	4.0000 : 1	3,300	5,730	STB	49,000	71,920	72,600	(1.2)	39	17/06/2026
63	CVHM2601	8.0000 : 1	3,700	8,320	VHM	99,000	172,440	168,100	(7.7)	39	17/06/2026
64	CVPB2601	2.0000 : 1	4,100	530	VPB	30,000	30,960	28,000	(9.5)	39	17/06/2026
65	CFPT2521	18.8043 : 1	1,190	30	FPT	121,238	121,802	70,700	(40.4)	43	19/06/2026
66	CHPG2531	4.0000 : 1	1,000	380	HPG	29,900	31,220	27,250	(13.0)	43	19/06/2026
67	CHPG2530	3.0000 : 1	1,250	560	HPG	28,600	30,280	27,250	(10.3)	43	19/06/2026
68	CMWG2516	7.8865 : 1	1,400	1,140	MWG	79,851	88,999	84,300	(4.3)	43	19/06/2026
69	CSTB2524	5.0000 : 1	1,390	4,050	STB	53,900	74,150	72,600	(4.2)	43	19/06/2026
70	CVRE2520	3.0000 : 1	1,500	1,540	VRE	32,700	38,520	35,900	(6.5)	43	19/06/2026
71	CACB2510	2.0000 : 1	1,800	720	ACB	22,500	23,980	22,900	(4.6)	43	19/06/2026
72	CFPT2517	8.6088 : 1	2,300	170	FPT	105,888	107,179	70,700	(32.2)	43	19/06/2026
73	CHPG2524	1.6654 : 1	2,500	2,710	HPG	23,733	28,096	27,250	(3.4)	43	19/06/2026
74	CLPB2503	4.0000 : 1	1,600	4,240	LPB	35,000	53,840	53,400	(5.7)	43	19/06/2026
75	CMBB2516	1.5000 : 1	2,200	4,390	MBB	19,875	26,625	26,150	(2.0)	43	19/06/2026
76	CMSN2516	4.0000 : 1	3,300	2,760	MSN	72,000	82,080	79,200	(3.7)	43	19/06/2026
77	CMWG2515	3.9433 : 1	3,100	4,820	MWG	67,035	85,214	84,300	(0.1)	43	19/06/2026
78	CSTB2521	4.0000 : 1	2,200	5,830	STB	50,000	73,600	72,600	(3.5)	43	19/06/2026
79	CTCB2512	1.9484 : 1	2,800	440	TCB	36,045	36,941	33,850	(8.7)	43	19/06/2026
80	CVHM2516	4.0000 : 1	3,400	20,950	VHM	79,000	168,800	168,100	(5.7)	43	19/06/2026
81	CVIB2508	1.6654 : 1	1,500	640	VIB	15,821	17,003	16,150	(5.4)	43	19/06/2026
82	CVNM2515	3.8239 : 1	2,300	1,410	VNM	57,358	62,711	60,600	(2.5)	43	19/06/2026
83	CVPB2516	2.0000 : 1	1,700	4,130	VPB	20,000	28,200	28,000	(0.6)	43	19/06/2026
84	CVRE2516	2.0000 : 1	2,800	5,100	VRE	26,000	36,180	35,900	(0.4)	43	19/06/2026
85	CHPG2523	2.4982 : 1	2,000	1,660	HPG	24,149	28,021	27,250	(3.1)	43	19/06/2026
86	CSTB2519	3.0000 : 1	3,000	8,000	STB	51,000	73,140	72,600	(2.8)	43	19/06/2026
87	CFPT2526	10.0000 : 1	1,800	70	FPT	115,300	115,800	70,700	(37.3)	45	23/06/2026
88	CFPT2526	10.0000 : 1	1,800	70	FPT	115,300	115,800	70,700	(37.3)	45	23/06/2026
89	CHPG2536	2.0000 : 1	2,500	190	HPG	32,900	33,220	27,250	(18.3)	45	23/06/2026
90	CMWG2522	5.0000 : 1	2,500	900	MWG	87,100	90,850	84,300	(6.3)	45	23/06/2026
91	CSTB2530	2.0000 : 1	4,000	3,790	STB	67,800	75,000	72,600	(5.3)	45	23/06/2026
92	CVPB2526	2.0000 : 1	3,200	280	VPB	32,600	33,120	28,000	(15.4)	45	23/06/2026
93	CFPT2524	24.7425 : 1	1,000	80	FPT	117,466	119,445	70,700	(39.2)	45	23/06/2026

94	CHPG2534	4.0000 : 1	1,000	200	HPG	31,111	31,911	27,250	(14.9)	45	23/06/2026
95	CLPB2509	8.0000 : 1	1,000	270	LPB	56,333	58,573	53,400	(13.3)	45	23/06/2026
96	CMSN2520	10.0000 : 1	1,000	120	MSN	97,111	97,911	79,200	(19.2)	45	23/06/2026
97	CSHB2514	1.9731 : 1	1,100	290	SHB	20,400	20,972	14,100	(32.7)	45	23/06/2026
98	CSSB2509	4.0000 : 1	1,000	70	SSB	26,456	26,696	16,700	(37.2)	45	23/06/2026
99	CSTB2527	5.0000 : 1	1,100	1,830	STB	66,555	75,305	72,600	(5.6)	45	23/06/2026
100	CTCB2517	4.8710 : 1	1,100	70	TCB	45,582	46,069	33,850	(26.8)	45	23/06/2026
101	CTPB2510	1.9063 : 1	1,100	70	TPB	24,686	24,819	15,850	(35.2)	45	23/06/2026
102	CVHM2522	8.0000 : 1	1,100	5,080	VHM	117,688	163,368	168,100	(2.6)	45	23/06/2026
103	CVIC2514	5.0000 : 1	1,100	29,600	VIC	74,444	231,944	228,000	(3.7)	45	23/06/2026
104	CVJC2506	10.0000 : 1	1,100	2,200	VJC	167,799	182,799	172,100	(2.3)	45	23/06/2026
105	CVNM2521	9.5597 : 1	1,000	140	VNM	67,300	68,734	60,600	(11.1)	45	23/06/2026
106	CVPB2524	4.0000 : 1	1,100	80	VPB	43,111	43,431	28,000	(35.5)	45	23/06/2026
107	CVRE2524	4.0000 : 1	1,100	470	VRE	35,888	38,248	35,900	(5.8)	45	23/06/2026
108	CFPT2607	5.0000 : 1	4,700	230	FPT	93,000	94,050	70,700	(22.8)	49	25/06/2026
109	CHPG2608	2.0000 : 1	2,900	970	HPG	27,000	28,860	27,250	(5.9)	49	25/06/2026
110	CMBB2608	2.0000 : 1	3,100	1,080	MBB	25,000	27,140	26,150	(3.9)	49	25/06/2026
111	CMSN2604	5.0000 : 1	3,700	1,450	MSN	77,000	83,750	79,200	(5.6)	49	25/06/2026
112	CMWG2608	5.0000 : 1	3,800	700	MWG	90,000	93,250	84,300	(8.7)	49	25/06/2026
113	CTCB2604	2.0000 : 1	4,300	1,040	TCB	34,000	35,880	33,850	(6.0)	49	25/06/2026
114	CVHM2606	5.0000 : 1	4,800	7,110	VHM	135,000	173,650	168,100	(8.3)	49	25/06/2026
115	CVPB2605	2.0000 : 1	3,900	840	VPB	29,000	30,480	28,000	(8.1)	49	25/06/2026
116	CMWG2605	5.0000 : 1	1,468	940	MWG	88,000	93,100	84,300	(8.5)	49	25/06/2026
117	CSHB2601	1.9731 : 1	1,468	390	SHB	17,758	18,488	14,100	(23.7)	49	25/06/2026
118	CSTB2605	3.0000 : 1	1,468	4,480	STB	60,000	73,170	72,600	(2.9)	49	25/06/2026
119	CTCB2602	3.0000 : 1	1,468	400	TCB	36,000	37,020	33,850	(8.9)	49	25/06/2026
120	CVPB2604	3.0000 : 1	1,468	480	VPB	30,000	31,320	28,000	(10.5)	49	25/06/2026
121	CFPT2605	10.0000 : 1	5,000	240	FPT	90,000	92,100	70,700	(21.1)	50	26/06/2026
122	CHDB2601	3.0000 : 1	3,000	940	HDB	26,000	28,730	27,350	(5.9)	50	26/06/2026
123	CVHM2605	8.0000 : 1	3,000	4,600	VHM	128,000	170,400	168,100	(6.6)	50	26/06/2026
124	CVRE2601	3.0000 : 1	3,000	1,300	VRE	35,000	38,300	35,900	(6.0)	50	26/06/2026
125	CMSN2606	10.0000 : 1	2,000	450	MSN	82,000	86,500	79,200	(8.6)	64	10/07/2026
126	CTPB2603	2.0000 : 1	2,000	220	TPB	19,000	19,320	15,850	(16.8)	64	10/07/2026
127	CFPT2520	14.8455 : 1	1,310	60	FPT	130,047	130,789	70,700	(44.5)	73	21/07/2026
128	CHPG2532	3.0000 : 1	1,190	630	HPG	31,200	33,090	27,250	(17.9)	73	21/07/2026
129	CMWG2518	6.9007 : 1	1,370	1,460	MWG	82,611	92,686	84,300	(8.1)	73	21/07/2026
130	CSTB2525	4.0000 : 1	1,500	3,230	STB	57,200	70,120	72,600	1.3	73	21/07/2026
131	CTPB2506	1.9063 : 1	1,170	610	TPB	16,871	17,919	15,850	(10.3)	73	21/07/2026
132	CVHM2520	5.0000 : 1	1,500	10,080	VHM	111,900	173,700	168,100	(8.4)	73	21/07/2026
133	CVNM2520	6.6918 : 1	1,250	700	VNM	63,190	67,339	60,600	(9.2)	73	21/07/2026
134	CVPB2522	2.0000 : 1	1,250	2,300	VPB	24,650	29,250	28,000	(4.2)	73	21/07/2026
135	CVPB2521	3.0000 : 1	1,120	2,300	VPB	22,150	28,600	28,000	(2.0)	73	21/07/2026
136	CVRE2521	2.0000 : 1	1,500	2,300	VRE	35,700	40,440	35,900	(10.9)	73	21/07/2026
137	CACB2605	3.0000 : 1	3,000	820	ACB	22,000	24,370	22,900	(6.2)	80	28/07/2026
138	CVNM2602	6.0000 : 1	3,000	940	VNM	60,000	65,340	60,600	(6.5)	80	28/07/2026
139	CDGC2601	16.0000 : 1	1,100	500	DGC	76,868	83,268	48,850	(36.7)	101	18/08/2026
140	CHPG2612	4.0000 : 1	1,100	240	HPG	32,999	33,959	27,250	(20.0)	101	18/08/2026
141	CMSN2608	10.0000 : 1	1,100	380	MSN	95,999	99,499	79,200	(20.5)	101	18/08/2026

142	CSHB2605	1.9731 : 1	1,100	270	SHB	19,532	20,065	14,100	(29.7)	101	18/08/2026
143	CSSB2602	4.0000 : 1	1,100	110	SSB	21,399	21,759	16,700	(22.9)	101	18/08/2026
144	CSTB2607	8.0000 : 1	1,100	1,190	STB	69,888	79,648	72,600	(10.8)	101	18/08/2026
145	CTPB2604	2.0000 : 1	1,100	220	TPB	20,688	21,128	15,850	(23.9)	101	18/08/2026
146	CVHM2608	12.0000 : 1	1,100	2,150	VHM	148,888	174,448	168,100	(8.8)	101	18/08/2026
147	CVIC2601	20.0000 : 1	1,100	2,760	VIC	191,818	242,818	228,000	(8.0)	101	18/08/2026
148	CVJC2601	20.0000 : 1	1,100	580	VJC	219,999	231,599	172,100	(22.9)	101	18/08/2026
149	CVNM2604	10.0000 : 1	1,100	160	VNM	83,979	85,479	60,600	(28.5)	101	18/08/2026
150	CVPB2607	4.0000 : 1	1,100	170	VPB	34,567	35,087	28,000	(20.1)	101	18/08/2026
151	CVRE2602	4.0000 : 1	1,100	1,310	VRE	38,388	43,508	35,900	(17.2)	101	18/08/2026
152	CLPB2602	4.0000 : 1	3,000	2,630	LPB	45,000	56,200	53,400	(9.6)	115	27/08/2026
153	CMSN2603	8.0000 : 1	4,000	1,200	MSN	80,000	88,560	79,200	(10.7)	115	27/08/2026
154	CMWG2607	8.0000 : 1	3,000	440	MWG	100,000	103,440	84,300	(17.7)	115	27/08/2026
155	CSHB2603	1.9731 : 1	3,000	510	SHB	17,264	18,231	14,100	(22.6)	115	27/08/2026
156	CTPB2602	2.0000 : 1	3,000	340	TPB	19,000	19,640	15,850	(18.1)	115	27/08/2026
157	CVIB2603	2.8444 : 1	4,000	340	VIB	18,963	19,959	16,150	(19.4)	115	27/08/2026
158	CACB2514	2.0000 : 1	3,300	500	ACB	27,300	28,260	22,900	(19.1)	120	04/09/2026
159	CFPT2528	7.9176 : 1	3,900	800	FPT	91,151	97,406	70,700	(25.4)	120	04/09/2026
160	CHDB2508	2.3131 : 1	1,900	1,640	HDB	26,986	30,733	27,350	(12.0)	120	04/09/2026
161	CHPG2538	2.0000 : 1	3,400	1,170	HPG	30,100	32,480	27,250	(16.4)	120	04/09/2026
162	CMBB2520	2.0000 : 1	3,100	1,080	MBB	28,700	30,820	26,150	(15.4)	120	04/09/2026
163	CMWG2524	4.0000 : 1	3,800	1,840	MWG	89,300	96,260	84,300	(11.6)	120	04/09/2026
164	CSTB2532	3.0000 : 1	3,400	3,620	STB	68,700	79,440	72,600	(10.5)	120	04/09/2026
165	CTCB2520	2.0000 : 1	3,500	650	TCB	45,100	46,380	33,850	(27.3)	120	04/09/2026
166	CACB2602	2.0000 : 1	3,200	530	ACB	26,000	27,160	22,900	(15.8)	133	17/09/2026
167	CFPT2602	10.0000 : 1	2,900	270	FPT	100,000	102,500	70,700	(29.1)	133	17/09/2026
168	CHPG2602	4.0000 : 1	2,000	700	HPG	29,000	31,480	27,250	(13.7)	133	17/09/2026
169	CMBB2602	2.0000 : 1	3,600	750	MBB	26,000	27,500	26,150	(5.2)	133	17/09/2026
170	CMWG2602	5.0000 : 1	5,000	1,660	MWG	87,000	94,850	84,300	(10.2)	133	17/09/2026
171	CSTB2602	4.0000 : 1	3,800	6,320	STB	50,000	75,280	72,600	(5.6)	133	17/09/2026
172	CVHM2602	8.0000 : 1	4,300	9,090	VHM	100,000	176,080	168,100	(9.6)	133	17/09/2026
173	CVPB2602	2.0000 : 1	4,800	1,420	VPB	30,000	32,860	28,000	(14.7)	133	17/09/2026
174	CACB2511	2.0000 : 1	2,000	1,380	ACB	23,000	25,760	22,900	(11.2)	135	21/09/2026
175	CFPT2518	8.6088 : 1	2,600	390	FPT	105,888	109,073	70,700	(33.4)	135	21/09/2026
176	CHPG2525	1.6654 : 1	2,800	3,400	HPG	24,149	29,778	27,250	(8.8)	135	21/09/2026
177	CMBB2517	1.5000 : 1	2,400	4,650	MBB	20,250	27,030	26,150	(3.5)	135	21/09/2026
178	CFPT2608	5.0000 : 1	5,000	600	FPT	96,000	98,900	70,700	(26.6)	141	25/09/2026
179	CHPG2607	2.0000 : 1	3,000	1,280	HPG	28,000	30,520	27,250	(11.0)	141	25/09/2026
180	CMBB2607	2.0000 : 1	3,200	1,400	MBB	26,000	28,660	26,150	(9.0)	141	25/09/2026
181	CMSN2605	5.0000 : 1	4,100	2,080	MSN	79,000	89,150	79,200	(11.3)	141	25/09/2026
182	CMWG2609	5.0000 : 1	4,400	1,600	MWG	90,000	97,200	84,300	(12.4)	141	25/09/2026
183	CTCB2605	2.0000 : 1	4,700	1,500	TCB	35,000	38,020	33,850	(11.3)	141	25/09/2026
184	CVHM2607	5.0000 : 1	5,900	8,900	VHM	135,000	183,850	168,100	(13.4)	141	25/09/2026
185	CVPB2606	2.0000 : 1	4,200	1,330	VPB	30,000	32,600	28,000	(14.0)	141	25/09/2026
186	CFPT2606	10.0000 : 1	5,000	290	FPT	102,000	104,800	70,700	(30.7)	142	28/09/2026
187	CHDB2602	3.0000 : 1	3,000	1,090	HDB	28,000	31,300	27,350	(13.6)	142	28/09/2026
188	CMBB2606	3.0000 : 1	4,000	1,590	MBB	23,000	27,710	26,150	(5.9)	142	28/09/2026
189	CTCB2603	3.0000 : 1	3,000	730	TCB	36,000	38,190	33,850	(11.7)	142	28/09/2026

190	CACB2516	4.0000 : 1	1,200	250	ACB	28,500	29,460	22,900	(22.4)	158	14/10/2026
191	CFPT2532	11.8764 : 1	1,400	290	FPT	100,950	104,157	70,700	(30.3)	158	14/10/2026
192	CHPG2540	4.0000 : 1	1,400	550	HPG	31,000	33,200	27,250	(18.2)	158	14/10/2026
193	CMBB2522	4.0000 : 1	1,300	650	MBB	29,000	31,600	26,150	(17.5)	158	14/10/2026
194	CMWG2526	8.0000 : 1	2,100	1,310	MWG	91,000	101,480	84,300	(16.1)	158	14/10/2026
195	CSTB2536	6.0000 : 1	2,300	2,500	STB	64,000	78,340	72,600	(9.3)	158	14/10/2026
196	CTCB2522	4.0000 : 1	2,000	320	TCB	44,500	45,780	33,850	(26.3)	158	14/10/2026
197	CVHM2523	8.0000 : 1	3,000	7,200	VHM	140,000	192,480	168,100	(17.3)	158	14/10/2026
198	CVIC2515	4.0000 : 1	3,000	28,980	VIC	122,500	239,820	228,000	(6.8)	158	14/10/2026
199	CVPB2531	4.0000 : 1	1,900	720	VPB	34,000	36,880	28,000	(24.0)	158	14/10/2026
200	CVRE2525	4.0000 : 1	2,100	900	VRE	48,000	51,440	35,900	(30.0)	158	14/10/2026
201	CHPG2604	3.0000 : 1	2,000	780	HPG	29,000	31,280	27,250	(13.2)	168	22/10/2026
202	CMBB2604	3.0000 : 1	2,000	920	MBB	27,000	29,760	26,150	(12.4)	168	22/10/2026
203	CMWG2604	7.0000 : 1	2,400	1,540	MWG	85,000	95,220	84,300	(10.6)	168	22/10/2026
204	CSTB2604	5.0000 : 1	2,400	3,000	STB	60,000	75,000	72,600	(5.3)	168	22/10/2026
205	CTCB2601	4.0000 : 1	2,000	640	TCB	37,000	39,560	33,850	(14.8)	168	22/10/2026
206	CMSN2522	15.0000 : 1	1,200	750	MSN	93,900	103,950	79,200	(23.9)	211	04/12/2026
207	CVIB2513	1.8963 : 1	2,700	880	VIB	19,911	21,504	16,150	(25.2)	211	04/12/2026
208	CVNM2523	9.5597 : 1	1,700	1,160	VNM	60,322	71,029	60,600	(14.0)	211	04/12/2026
209	CVPB2528	3.0000 : 1	1,700	960	VPB	37,300	40,090	28,000	(30.1)	211	04/12/2026
210	CACB2603	2.0000 : 1	3,600	720	ACB	26,000	27,400	22,900	(16.5)	224	17/12/2026
211	CFPT2603	10.0000 : 1	3,300	490	FPT	102,000	106,500	70,700	(31.8)	224	17/12/2026
212	CHPG2603	4.0000 : 1	2,300	940	HPG	29,000	32,560	27,250	(16.6)	224	17/12/2026
213	CMBB2603	2.0000 : 1	3,900	1,570	MBB	27,000	30,100	26,150	(13.4)	224	17/12/2026
214	CMWG2603	5.0000 : 1	5,600	2,300	MWG	88,000	98,900	84,300	(13.9)	224	17/12/2026
215	CSTB2603	4.0000 : 1	4,200	6,510	STB	51,000	76,560	72,600	(7.2)	224	17/12/2026
216	CVHM2603	8.0000 : 1	4,800	8,800	VHM	102,000	177,600	168,100	(10.4)	224	17/12/2026
217	CVPB2603	2.0000 : 1	5,300	1,730	VPB	31,000	34,420	28,000	(18.6)	224	17/12/2026
218	CACB2604	2.0000 : 1	2,168	890	ACB	26,000	27,740	22,900	(17.6)	231	24/12/2026
219	CFPT2604	10.0000 : 1	2,168	680	FPT	96,000	102,800	70,700	(29.3)	231	24/12/2026
220	CHPG2605	2.0000 : 1	2,168	2,110	HPG	27,000	31,060	27,250	(12.6)	231	24/12/2026
221	CMBB2605	2.0000 : 1	2,168	1,600	MBB	27,000	30,100	26,150	(13.4)	231	24/12/2026
222	CMSN2601	5.0000 : 1	2,168	2,260	MSN	80,000	90,750	79,200	(12.9)	231	24/12/2026
223	CVHM2604	10.0000 : 1	2,168	7,090	VHM	106,000	182,100	168,100	(12.6)	231	24/12/2026
224	CVIB2601	1.8963 : 1	2,168	970	VIB	17,066	18,943	16,150	(15.1)	231	24/12/2026
225	CVNM2601	5.0000 : 1	2,168	1,320	VNM	64,000	70,200	60,600	(12.9)	231	24/12/2026
226	CHPG2606	3.0000 : 1	3,000	1,680	HPG	26,000	30,920	27,250	(12.2)	233	28/12/2026
227	CACB2606	4.0000 : 1	1,900	650	ACB	25,000	27,600	22,900	(17.1)	242	06/01/2027
228	CFPT2609	16.0000 : 1	1,900	490	FPT	98,500	105,860	70,700	(31.4)	242	06/01/2027
229	CHPG2609	4.0000 : 1	2,100	1,180	HPG	27,000	31,800	27,250	(14.6)	242	06/01/2027
230	CMBB2609	4.0000 : 1	1,900	610	MBB	29,500	31,860	26,150	(18.1)	242	06/01/2027
231	CMWG2610	8.0000 : 1	3,000	850	MWG	102,000	108,560	84,300	(21.6)	242	06/01/2027
232	CSTB2606	5.0000 : 1	3,000	3,300	STB	66,000	81,200	72,600	(12.5)	242	06/01/2027
233	CTCB2606	4.0000 : 1	2,600	630	TCB	39,500	42,060	33,850	(19.8)	242	06/01/2027
234	CVNM2603	8.0000 : 1	2,400	960	VNM	64,000	71,520	60,600	(14.5)	242	06/01/2027
235	CHPG2610	4.0000 : 1	2,000	860	HPG	29,500	32,940	27,250	(17.6)	248	12/01/2027
236	CACB2517	4.0000 : 1	1,300	320	ACB	29,000	30,240	22,900	(24.4)	252	14/01/2027
237	CFPT2533	11.8764 : 1	1,500	410	FPT	104,908	110,015	70,700	(34.0)	252	14/01/2027

238	CHPG2541	4.0000 : 1	1,500	660	HPG	33,000	35,560	27,250	(23.6)	252	14/01/2027
239	CMBB2523	4.0000 : 1	1,400	910	MBB	30,000	33,480	26,150	(22.1)	252	14/01/2027
240	CMWG2527	8.0000 : 1	2,200	1,650	MWG	95,000	107,880	84,300	(21.1)	252	14/01/2027
241	CSTB2537	6.0000 : 1	2,500	2,950	STB	65,000	82,700	72,600	(14.1)	252	14/01/2027
242	CTCB2523	4.0000 : 1	2,200	550	TCB	45,500	47,700	33,850	(29.3)	252	14/01/2027
243	CVHM2524	8.0000 : 1	3,000	7,200	VHM	147,000	207,960	168,100	(23.5)	252	14/01/2027
244	CVIC2516	4.0000 : 1	3,000	29,700	VIC	125,000	248,400	228,000	(10.1)	252	14/01/2027
245	CVPB2532	4.0000 : 1	2,000	1,000	VPB	35,000	39,000	28,000	(28.2)	252	14/01/2027
246	CVRE2526	4.0000 : 1	2,300	1,320	VRE	49,500	54,620	35,900	(34.1)	252	14/01/2027
247	CFPT2610	12.0000 : 1	1,100	610	FPT	85,000	91,240	70,700	(20.4)	280	11/02/2027
248	CMSN2609	8.0000 : 1	1,600	1,040	MSN	85,000	92,600	79,200	(14.6)	280	11/02/2027
249	CTPB2605	2.0000 : 1	1,500	940	TPB	18,000	19,760	15,850	(18.6)	280	11/02/2027
250	CVHM2609	9.0000 : 1	2,300	4,290	VHM	130,000	179,950	168,100	(11.6)	280	11/02/2027
251	CVIB2604	1.8963 : 1	1,500	1,050	VIB	17,540	19,304	16,150	(16.6)	280	11/02/2027
252	CVNM2605	6.0000 : 1	2,000	1,280	VNM	65,000	71,240	60,600	(14.2)	280	11/02/2027
253	CVPB2608	2.0000 : 1	2,100	1,680	VPB	30,000	33,080	28,000	(15.3)	280	11/02/2027
254	CVRE2603	3.0000 : 1	1,400	2,670	VRE	31,000	39,100	35,900	(7.9)	280	11/02/2027
255	CACB2515	2.0000 : 1	3,900	1,000	ACB	31,800	33,740	22,900	(32.2)	301	04/03/2027
256	CFPT2529	7.9176 : 1	4,700	860	FPT	105,799	112,212	70,700	(35.3)	301	04/03/2027
257	CHDB2509	2.3131 : 1	2,200	2,810	HDB	28,682	35,066	27,350	(22.9)	301	04/03/2027
258	CHPG2539	2.0000 : 1	4,000	2,070	HPG	34,300	38,440	27,250	(29.4)	301	04/03/2027
259	CMBB2521	2.0000 : 1	3,700	1,910	MBB	32,400	36,180	26,150	(27.9)	301	04/03/2027
260	CMWG2525	4.0000 : 1	4,500	4,390	MWG	82,000	99,160	84,300	(14.1)	301	04/03/2027
261	CSTB2533	3.0000 : 1	4,000	5,700	STB	71,000	87,260	72,600	(18.6)	301	04/03/2027
262	CTCB2521	2.0000 : 1	4,200	2,370	TCB	42,600	47,320	33,850	(28.7)	301	04/03/2027

Source: Bloomberg, FiinproX, KIS Research

CW: Covered warrant, Sort by Last trading day

Global Disclaimer

■ General

This research report and marketing materials for Vietnamese securities are originally prepared and issued by the Research Center of KIS Vietnam Securities Corp., an organization licensed with the State Securities Commission of Vietnam. The analyst(s) who participated in preparing and issuing this research report and marketing materials is/are licensed and regulated by the State Securities Commission of Vietnam in Vietnam only. This report and marketing materials are copyrighted and may not be copied, redistributed, forwarded or altered in any way without the consent of KIS Vietnam Securities Corp..

This research report and marketing materials are for information purposes only. They are not and should not be construed as an offer or solicitation of an offer to purchase or sell any securities or other financial instruments or to participate in any trading strategy. This research report and marketing materials do not provide individually tailored investment advice. This research report and marketing materials do not take into account individual investor circumstances, objectives or needs, and are not intended as recommendations of particular securities, financial instruments or strategies to any particular investor. The securities and other financial instruments discussed in this research report and marketing materials may not be suitable for all investors. The recipient of this research report and marketing materials must make their own independent decisions regarding any securities or financial instruments mentioned herein and investors should seek the advice of a financial adviser. KIS Vietnam Securities Corp. does not undertake that investors will obtain any profits, nor will it share with investors any investment profits. KIS Vietnam Securities Corp., its affiliates, or their affiliates and directors, officers, employees or agents of each of them disclaim any and all responsibility or liability whatsoever for any loss (director consequential) or damage arising out of the use of all or any part of this report or its contents or otherwise arising in connection therewith. Information and opinions contained herein are subject to change without notice and may differ or be contrary to opinions expressed by other business areas or KIS Vietnam Securities Corp. The final investment decision is based on the client's judgment, and this research report and marketing materials cannot be used as evidence in any legal dispute related to investment decisions.

■ Country-specific disclaimer

United States: This report is distributed in the U.S. by Korea Investment & Securities America, Inc., a member of FINRA/SIPC, and is only intended for major U.S. institutional investors as defined in Rule 15a-6(a)(2) under the U.S. Securities Exchange Act of 1934. All U.S. persons that receive this document by their acceptance thereof represent and warrant that they are a major U.S. institutional investor and have not received this report under any express or implied understanding that they will direct commission income to Korea Investment & Securities, Co., Ltd. or its affiliates. Pursuant to Rule 15a-6(a)(3), any U.S. recipient of this document wishing to effect a transaction in any securities discussed herein should contact and place orders with Korea Investment & Securities America, Inc., which accepts responsibility for the contents of this report in the U.S. The securities described in this report may not have been registered under the U.S. Securities Act of 1933, as amended, and, in such case, may not be offered or sold in the U.S. or to U.S. person absent registration or an applicable exemption from the registration requirement.

United Kingdom: This report is not an invitation nor is it intended to be an inducement to engage in investment activity for the purpose of section 21 of the Financial Services and Markets Act 2000 of the United Kingdom ("FSMA"). To the extent that this report does constitute such an invitation or inducement, it is directed only at (i) persons who are investment professionals within the meaning of Article 19(5) of the Financial Services and Markets Act 2000 (Financial Promotion) Order 2005 (as amended) of the United Kingdom (the "Financial Promotion Order"); (ii) persons who fall within Articles 49(2)(a) to (d) ("high net worth companies, unincorporated associations etc.") of the Financial Promotion Order; and (iii) any other persons to whom this report can, for the purposes of section 21 of FSMA, otherwise lawfully be made (all such persons together being referred to as "relevant persons"). Any investment or investment activity to which this report relates is available only to relevant persons and will be engaged in only with relevant persons. Persons who are not relevant persons must not act or rely on this report.

Hong Kong: This research report and marketing materials may be distributed in Hong Kong to institutional clients by Korea Investment & Securities Asia Limited (KISA), a Hong Kong representative subsidiary of Korea Investment & Securities Co., Ltd., and may not otherwise be distributed to any other party. KISA provides equity sales service to institutional clients in Hong Kong for Korean securities under its sole discretion, and is thus solely responsible for provision of the aforementioned equity selling activities in Hong Kong. All requests by and correspondence with Hong Kong investors involving securities discussed in this report and marketing materials must be effected through KISA, which is registered with The Securities & Futures Commission (SFC) of Hong Kong. Korea Investment & Securities Co., Ltd. is not a registered financial institution under Hong Kong's SFC.

Singapore: This report is provided pursuant to the financial advisory licensing exemption under Regulation 27(1)(e) of the Financial Advisers Regulation of Singapore and accordingly may only be provided to persons in Singapore who are "institutional investors" as defined in Section 4A of the Securities and Futures Act, Chapter 289 of Singapore. This report is intended only for the person to whom Korea Investment & Securities Co., Ltd. has provided this report and such person may not send, forward or transmit in any way this report or any copy of this report to any other person. Please contact Korea Investment & Securities Singapore Pte Ltd in respect of any matters arising from, or in connection with, the analysis or report (Contact Number: 65 6501 5600).

Copyright © 2026 KIS Vietnam Securities Corp. All rights reserved. No part of this report may be reproduced or distributed in any manner without permission of KIS Vietnam Securities Corp.