

28 Apr 2026

## Vinh Hoan Corp (VHC)

### Strong 1Q26 profit on improved margins

#### A promising start

Vinh Hoan Corporation (VHC) delivered a strong 1Q26 performance, with net revenue rising to VND2,954.6bn (+11.6% YoY) and NPATMI increasing 37.8% YoY to VND266.2bn. Growth was primarily driven by its core pangasius segment, which generated VND1,546bn in revenue (+14.2% YoY), reflecting solid top-line momentum. Profitability improved meaningfully, with GPM expanding by 1.9ppts YoY and driving a 27.9% YoY increase in gross profit. Lower financial expenses (-53.6% YoY to VND26bn) further supported earnings. However, these gains were partly offset by a decline in financial income (-17.6% YoY) and higher SG&A expenses (+15.0% YoY). In our view, a favorable shift in U.S. trade policy—following a February 2026 Supreme Court ruling that reduced import tariffs from 20% to a uniform 10%—likely provided an additional tailwind to 1Q26 performance.

#### 2Q26's profit could face pressure

Despite the strong NPAT growth in 1Q26 versus 1Q25—primarily driven by an expansion in gross profit margin (GPM: 14.6% in 1Q26 vs. 12.7% in 1Q25)—gross profit per unit sold has been on a declining trend since peaking in 2Q25. This pressure is likely to persist, as raw fish prices continue to outpace selling prices. According to VASEP, the raw pangasius price (0.7–1.0 kg per fish) rose to an average of VND33,250/kg by the end of April, following a brief easing in February. Absent a significant shift, we expect raw fish prices in 2Q26 to increase by around 8.2% YoY on average, which could weigh on GPM. On the cost side, while SG&A per sales declined by 80bps QoQ, indicating improved cost control, it remains 30bps higher than in 2Q25. The company appears to be tightening cost discipline to mitigate further compression in net margins in the coming quarter.

#### Action: Maintain BUY rating for VHC

We maintain our BUY rating for VHC with a 12-month target price (TP) of VND97,300, implying an upside of 56.9% from the closing price as of 28 Apr, 2026.

**Table 1. Quarterly earnings snapshot in 1Q26**

	1Q25	2Q25	3Q25	4Q25	1Q26	% QoQ	% YoY
Net sales	2,648	3,192	3,471	2,710	2,955	9.0	11.6
OP	247	599	533	353	337	-4.3	36.4
OP margin	9.3	18.8	15.4	13.0	11.4	-1.6	2.1
EBT	254	610	535	350	341	-2.7	34.1
NP	193	515	433	277	266	-4.1	37.9

Source: Company data, Bloomberg, FiinProX, KIS Research

12M rating **BUY (Maintain)**

12M TP **VND97,300**

Up/Downside **+56.9%**

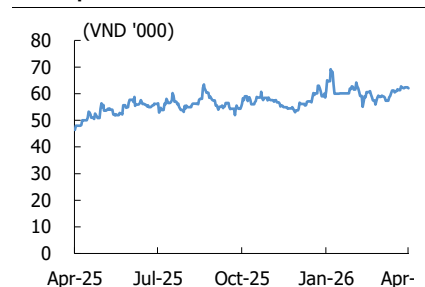
#### Stock Data

VNIndex (28 Apr, pt)	1876
Stock price (28 Apr, VND)	62,000
Market cap (USD mn)	528
Shares outstanding (mn)	224
52-Week high/low (VND)	69,200/ 48,030
6M avg. daily turnover (USD mn)	2.77
Free float / Foreign ownership (%)	55.1/19.5
Major shareholders (%)	
Truong Thi Le Khanh	42.3
Dragon Capital	6.8
Mitsubishi Corp	6.5

#### Performance

	1M	6M	12M
Absolute (%)	5.4	10.3	33.8
Relative to VNINDEX (%)	(6.7)	(1.6)	(21.6)

#### Stock price trend

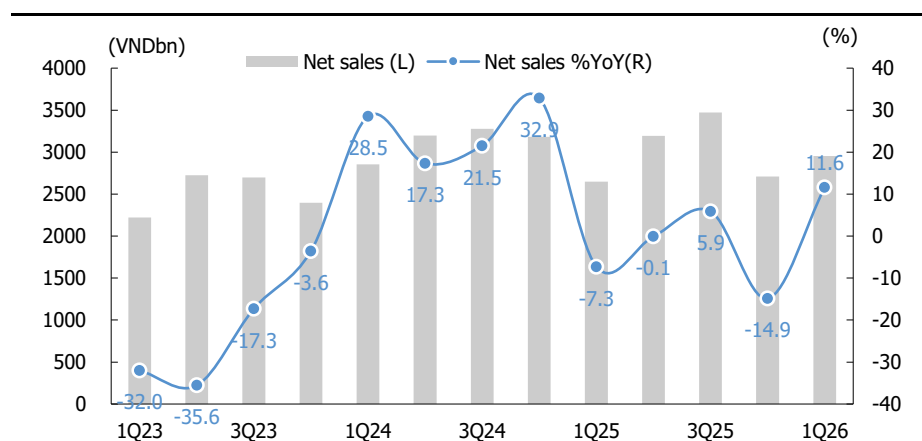


Source: Bloomberg

#### Research Dept

researchdept@kisvn.vn

**Figure 1. VHC's net sales over fiscal quarters**



Source: Company data, FiinProX, KIS Research

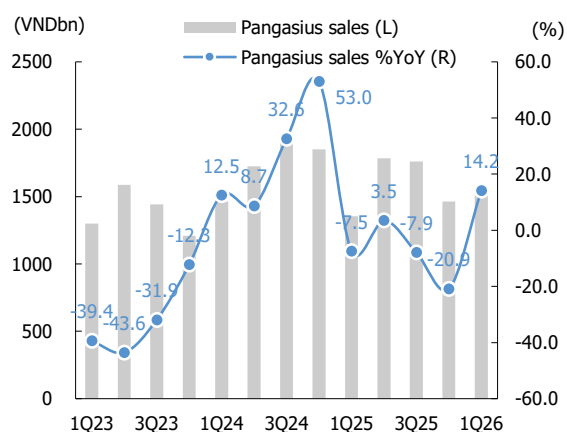
**Table 2. VHC's net sales by products and countries in 1Q26**

Category	Item	1Q26	1Q25	%YoY	%Share	%Contribution
Location	U.S	957	686	39.50	32.56	10.25
	Vietnam	788	817	-3.55	26.81	-1.10
	Europe	542	576	-5.90	18.44	-1.29
	China	210	217	-3.23	7.15	-0.26
	ROW (incl HK)	442	348	27.01	15.04	3.56
Product	Pangasius	1,546	1,354	14.18	52.60	7.26
	By-product	519	445	16.63	17.66	2.80
	Wellness	198	163	21.47	6.74	1.32
	Shrimp chips	100	76	31.58	3.40	0.91
	Noodle and rice paper	91	88	3.41	3.10	0.11
	Value-added	44	27	62.96	1.50	0.64
	Other	441	491	-10.18	15.01	-1.89
	<b>Total</b>		<b>2,939</b>	<b>2,644</b>	<b>11.16</b>	<b>100.00</b>

Source: Company data, KIS Research

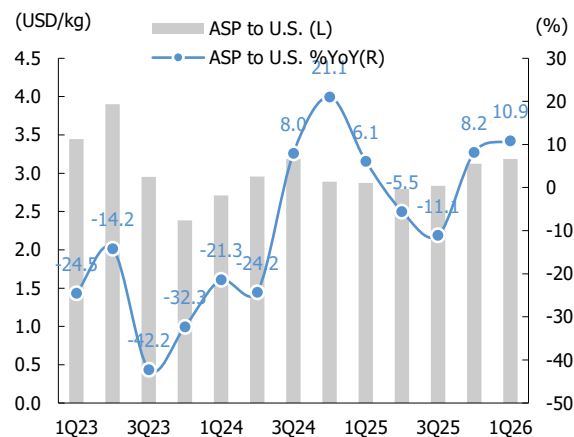
Notes: 1) The aggregated quarterly revenue from VHC's monthly reports is slightly different to the reported quarterly sales in VHC's financial statement

**Figure 2. Pangasius revenue over fiscal quarters**



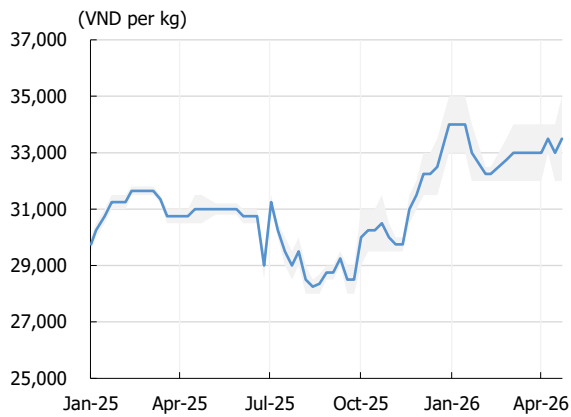
Source: Company data, FiinproX, KIS Research

**Figure 3. Pangasius export prices to U.S. over fiscal quarters**



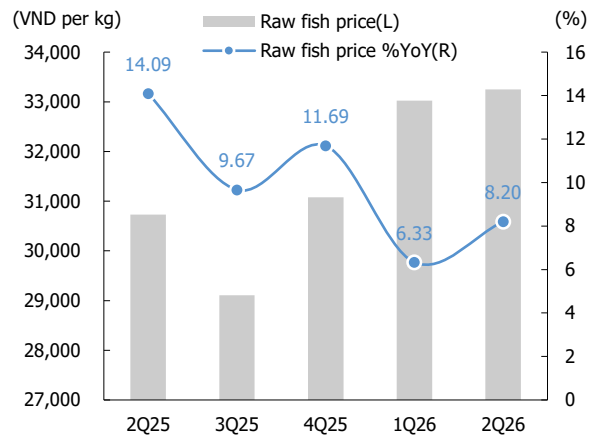
Source: Tradeint, KIS Research

**Figure 4. Raw pangasius price (0.7–1.0 kg/fish) in Dong Thap province**



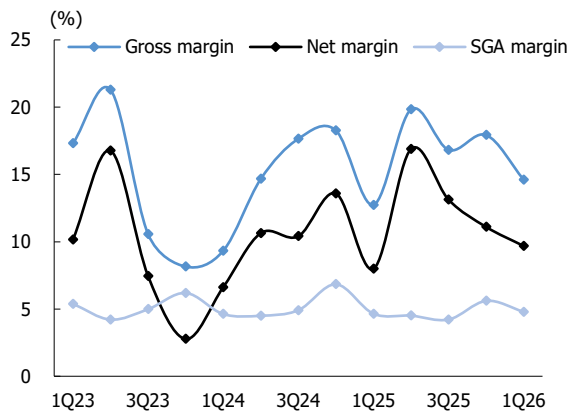
Source: VASEP, KIS Research

**Figure 5. Average raw pangasius prices over fiscal quarters**



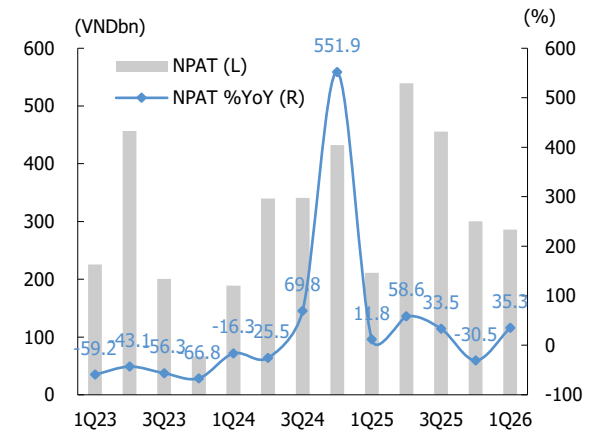
Source: Company data, FiinproX, KIS Research

**Figure 6. Gross, net, and SGA margins**



Source: Company data, FiinproX, KIS Research

**Figure 7. NPAT over fiscal quarters**



Source: Company data, FiinproX, KIS Research

■ **Guide to KIS Vietnam Securities Corp. stock ratings based on 12-month forward performance**

- BUY: Expected total return will be 15% or more
- Hold: Expected total return will be between -5% and 15%
- Sell: Expected total return will be -5% or less
- KIS Vietnam Securities Corp. does not offer target prices for stocks with Hold or Sell ratings.

■ **Guide to KIS Vietnam Securities Corp. sector ratings for the next 12 months**

- Overweight: Recommend increasing the sector's weighting in the portfolio compared to its respective weighting in the VNIndex based on market capitalization.
- Neutral: Recommend maintaining the sector's weighting in the portfolio in line with its respective weighting in the VNIndex based on market capitalization.
- Underweight: Recommend reducing the sector's weighting in the portfolio compared to its respective weighting in the VNIndex based on market capitalization.

■ **Analyst Certification**

I/We, as the research analyst/analysts who prepared this report, do hereby certify that the views expressed in this research report accurately reflect my/our personal views about the subject securities and issuers discussed in this report. I/We do hereby also certify that no part of my/our compensation was, is, or will be directly or indirectly related to the specific recommendations or views contained in this research report.

■ **Important compliance notice**

As of the end of the month immediately preceding the date of publication of the research report or the public appearance (or the end of the second most recent month if the publication date is less than 10 calendar days after the end of the most recent month), KIS Vietnam Securities Corp. or its affiliates does not own 1% or more of any class of common equity securities of the companies mentioned in this report.

There is no actual, material conflict of interest of the research analyst or KIS Vietnam Securities Corp. or its affiliates known at the time of publication of the research report or at the time of the public appearance.

KIS Vietnam Securities Corp. or its affiliates has not managed or co-managed a public offering of securities for the companies mentioned in this report in the past 12 months;

KIS Vietnam Securities Corp. or its affiliates has not received compensation for investment banking services from the companies mentioned in this report in the past 12 months; KIS Vietnam Securities Corp. or its affiliates does not expect to receive or intend to seek compensation for investment banking services from the companies mentioned in this report in the next 3 months.

KIS Vietnam Securities Corp. or its affiliates was not making a market in securities of the companies mentioned in this report at the time that the research report was published.

KIS Vietnam Securities Corp. does not own over 1% of shares of the companies mentioned in this report as of 28 Apr 2026.

KIS Vietnam Securities Corp. has not provided this report to various third parties.

Neither the analyst/analysts who prepared this report nor their associates own any shares of the company/companies mentioned in this report as of 28 Apr 2026.

KIS Vietnam Securities Corp. has issued CW with underlying stocks of Vinh Hoan Corp (VHC) and is the liquidity provider.

Prepared by: Research Dept

## Global Disclaimer

### ■ General

This research report and marketing materials for Vietnamese securities are originally prepared and issued by the Research Center of KIS Vietnam Securities Corp., an organization licensed with the State Securities Commission of Vietnam. The analyst(s) who participated in preparing and issuing this research report and marketing materials is/are licensed and regulated by the State Securities Commission of Vietnam in Vietnam only. This report and marketing materials are copyrighted and may not be copied, redistributed, forwarded or altered in any way without the consent of KIS Vietnam Securities Corp..

This research report and marketing materials are for information purposes only. They are not and should not be construed as an offer or solicitation of an offer to purchase or sell any securities or other financial instruments or to participate in any trading strategy. This research report and marketing materials do not provide individually tailored investment advice. This research report and marketing materials do not take into account individual investor circumstances, objectives or needs, and are not intended as recommendations of particular securities, financial instruments or strategies to any particular investor. The securities and other financial instruments discussed in this research report and marketing materials may not be suitable for all investors. The recipient of this research report and marketing materials must make their own independent decisions regarding any securities or financial instruments mentioned herein and investors should seek the advice of a financial adviser. KIS Vietnam Securities Corp. does not undertake that investors will obtain any profits, nor will it share with investors any investment profits. KIS Vietnam Securities Corp., its affiliates, or their affiliates and directors, officers, employees or agents of each of them disclaim any and all responsibility or liability whatsoever for any loss (director consequential) or damage arising out of the use of all or any part of this report or its contents or otherwise arising in connection therewith. Information and opinions contained herein are subject to change without notice and may differ or be contrary to opinions expressed by other business areas or KIS Vietnam Securities Corp. The final investment decision is based on the client's judgment, and this research report and marketing materials cannot be used as evidence in any legal dispute related to investment decisions.

### ■ Country-specific disclaimer

**United States:** This report is distributed in the U.S. by Korea Investment & Securities America, Inc., a member of FINRA/SIPC, and is only intended for major U.S. institutional investors as defined in Rule 15a-6(a)(2) under the U.S. Securities Exchange Act of 1934. All U.S. persons that receive this document by their acceptance thereof represent and warrant that they are a major U.S. institutional investor and have not received this report under any express or implied understanding that they will direct commission income to Korea Investment & Securities, Co., Ltd. or its affiliates. Pursuant to Rule 15a-6(a)(3), any U.S. recipient of this document wishing to effect a transaction in any securities discussed herein should contact and place orders with Korea Investment & Securities America, Inc., which accepts responsibility for the contents of this report in the U.S. The securities described in this report may not have been registered under the U.S. Securities Act of 1933, as amended, and, in such case, may not be offered or sold in the U.S. or to U.S. person absent registration or an applicable exemption from the registration requirement.

**United Kingdom:** This report is not an invitation nor is it intended to be an inducement to engage in investment activity for the purpose of section 21 of the Financial Services and Markets Act 2000 of the United Kingdom ("FSMA"). To the extent that this report does constitute such an invitation or inducement, it is directed only at (i) persons who are investment professionals within the meaning of Article 19(5) of the Financial Services and Markets Act 2000 (Financial Promotion) Order 2005 (as amended) of the United Kingdom (the "Financial Promotion Order"); (ii) persons who fall within Articles 49(2)(a) to (d) ("high net worth companies, unincorporated associations etc.") of the Financial Promotion Order; and (iii) any other persons to whom this report can, for the purposes of section 21 of FSMA, otherwise lawfully be made (all such persons together being referred to as "relevant persons"). Any investment or investment activity to which this report relates is available only to relevant persons and will be engaged in only with relevant persons. Persons who are not relevant persons must not act or rely on this report.

**Hong Kong:** This research report and marketing materials may be distributed in Hong Kong to institutional clients by Korea Investment & Securities Asia Limited (KISA), a Hong Kong representative subsidiary of Korea Investment & Securities Co., Ltd., and may not otherwise be distributed to any other party. KISA provides equity sales service to institutional clients in Hong Kong for Korean securities under its sole discretion, and is thus solely responsible for provision of the aforementioned equity selling activities in Hong Kong. All requests by and correspondence with Hong Kong investors involving securities discussed in this report and marketing materials must be effected through KISA, which is registered with The Securities & Futures Commission (SFC) of Hong Kong. Korea Investment & Securities Co., Ltd. is not a registered financial institution under Hong Kong's SFC.

**Singapore:** This report is provided pursuant to the financial advisory licensing exemption under Regulation 27(1)(e) of the Financial Advisers Regulation of Singapore and accordingly may only be provided to persons in Singapore who are "institutional investors" as defined in Section 4A of the Securities and Futures Act, Chapter 289 of Singapore. This report is intended only for the person to whom Korea Investment & Securities Co., Ltd. has provided this report and such person may not send, forward or transmit in any way this report or any copy of this report to any other person. Please contact Korea Investment & Securities Singapore Pte Ltd in respect of any matters arising from, or in connection with, the analysis or report (Contact Number: 65 6501 5600).

Copyright © 2026 KIS Vietnam Securities Corp.. All rights reserved. No part of this report may be reproduced or distributed in any manner without permission of KIS Vietnam Securities Corp..