

29 Apr 2026

## Cautious ahead of the holiday period

In 17W26, market liquidity increased slightly. Specifically, the trading volume and value of the CWs market recorded 334.0 million CWs/VND478.8bn, up 4.5%/ up 8.0%, WoW.

With trading value by an underlying asset, the CWs that STB and HPG as the underlying asset attracted the most trading interest, recording 37% of total trading volume. Following them were warrants based on stocks such as MWG, VHM, MBB, TCB, and MSN.

During the past week, the covered warrant market recorded a slight recovery in liquidity; however, the number of declining warrants still outnumbered gainers. This development indicates that investor sentiment remains cautious, partly influenced by the extended holiday period, which has kept cash flows from returning aggressively. Nevertheless, the overall trend of the underlying market remains stable, with no significant signs of weakening emerging yet.

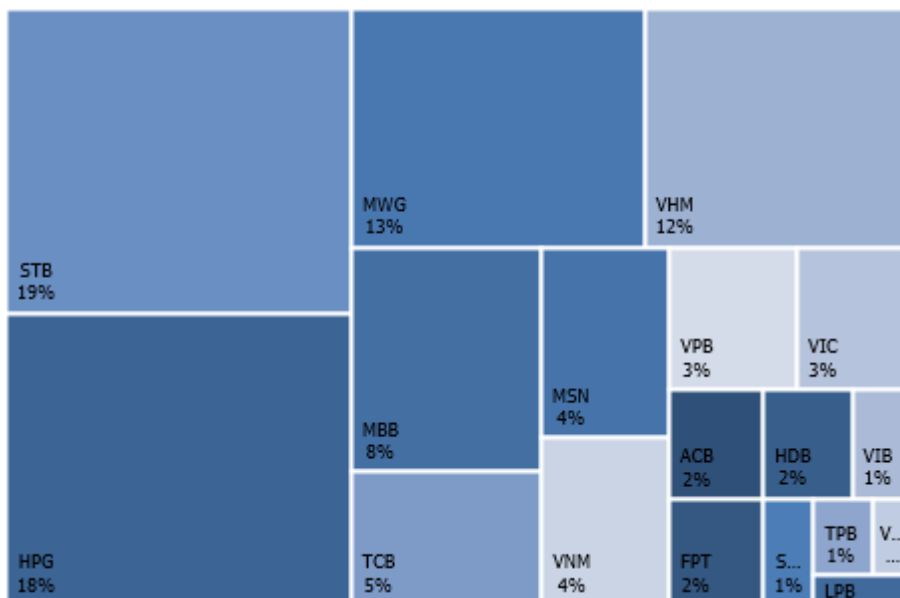
*Note: The covered warrant market is commonly used for short-term trading which means volatility level is extremely high. Notably, covered warrant has the positive correlation with its underlying, the short-term fluctuation in the underlying price could lead to the big move in covered warrant.*

**Table 1. Weekly market overview**

Number of CW	267
Trading volume (mn shares)	334
Trading value (VND bn)	479
Increasing CW	109
Decreasing CW	207
Unchanged CW	1

Source: FiinproX, KIS Research

**Figure 1. CW trading value by underlying asset**

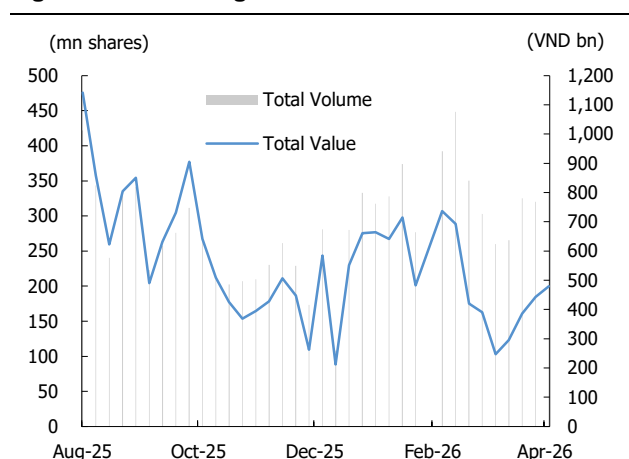


Source: FiinproX, KIS Research

**Table 2. Top 10 CWs issued by securities companies**

Company	No.CW
KISVN	45
SSI	34
VPX	25
TCX	24
VND	24
Kafi	22
VCI	20
PHS	19
ACBS	18
LPBank	13

Source: FiinproX, KIS Research

**Figure 2. CW trading value and volume**

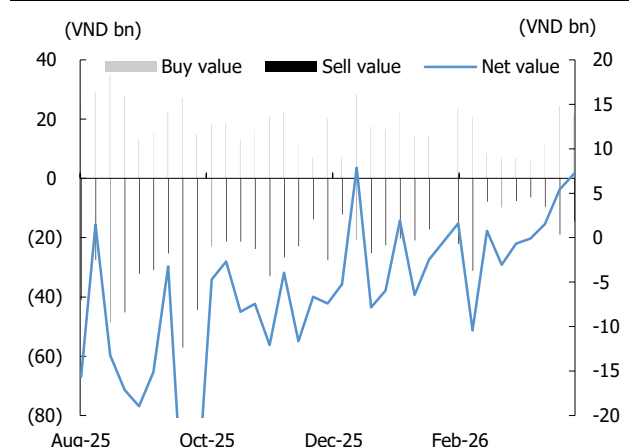
Source: FiiproX, KIS Research

**Table 3. Top 10 trading value**


(VND, %WoW, VND bn)

Ticker	Last Trading Date	Price	% Chg	Trading value
CHPG2607	25/09/2026	1,400	(86.4)	17.9
CHPG2518	18/05/2026	1,800	(100.0)	17.3
CSTB2605	25/06/2026	3,230	(82.6)	13.8
CMBB2607	25/09/2026	1,470	(67.2)	12.1
CSTB2521	19/06/2026	4,870	(100.0)	11.9
CMWG2515	19/06/2026	4,870	(100.0)	11.1
CSTB2606	06/01/2027	2,470	(92.9)	9.2
CMWG2511	18/05/2026	3,820	(100.0)	7.1
CVHM2602	17/09/2026	7,510	(87.4)	6.9
CHPG2524	19/06/2026	2,660	77.0	6.8

Source: FiiproX, KIS Research

**Figure 3. Weekly net foreign buy/sell**

Source: FiiproX, KIS Research

**Figure 4. Foreign trading by underlying asset**

Source: FiiproX, KIS Research

**Table 4. Top 10 CWs with the highest net selling by proprietary trading** (mn VND)

Ticker	Issuers	Underlying Asset	Net value
CHPG2607	SSI	HPG	(13,596)
CMBB2607	SSI	MBB	(4,627)
CMWG2609	SSI	MWG	(3,970)
CVNM2602	VPX	VNM	(3,451)
CHPG2606	VPX	HPG	(2,783)
CMSN2604	SSI	MSN	(2,444)
CVHM2603	TCX	VHM	(2,194)
CVPB2606	SSI	VPB	(2,015)
CMWG2606	VPX	MWG	(1,432)
CMSN2603	VPX	MSN	(1,396)

Source: FiiproX, KIS Research

**Table 5. Top 10 CWs with the highest net buying by proprietary trading** (mn VND)

Ticker	Issuers	Underlying Asset	Net value
CHPG2518	ACBS	HPG	12,197
CSTB2521	SSI	STB	8,400
CSTB2530	Maybank	STB	7,355
CSTB2515	ACBS	STB	6,248
CSTB2605	CK LPBank	STB	5,967
CTCB2507	ACBS	TCB	5,071
CMWG2511	ACBS	MWG	5,006
CSTB2606	HCM	STB	4,349
CSTB2604	ACBS	STB	3,230
CHPG2524	SSI	HPG	3,211

Source: FiiproX, KIS Research

Table 6. Covered warrant statistic by VN30 constituent

(VND bn, %, Shares)

Underlying asset	Name	Industry	Market Cap	Foreign ownership	CW number	CW trading value	CW trading volume
ACB	Asia Commercial Bank	Financials	120,711.4	27.2%	13	8.9	11,898,413.0
BCM	Becamex IDC Corp.	Real Estate	55,476.0	1.0%			
BID	BIDV	Financials	292,294.6	17.6%			
BVH	Bao Viet Group	Financials	52,704.9	27.3%			
CTG	VietinBank	Financials	270,289.7	25.3%			
FPT	FPT Corp	Information Technology	126,740.9	31.4%	23	8.6	19,979,800.0
GAS	PetroVietnam Gas	Utilities	177,351.8	2.2%			
GVR	Viet Nam Rubber Group	Materials	132,000.0	0.6%			
HDB	HDBank	Financials	133,140.4	21.8%	5	8.4	6,064,500.0
HPG	Hoa Phat Group	Materials	212,994.2	22.7%	28	87.2	64,358,009.0
MBB	MBBank	Financials	209,430.0	23.0%	17	37.1	23,239,300.0
MSN	Masan Group	Consumer Staples	111,913.9	24.6%	16	21.1	18,269,400.0
MWG	Mobile World Investment	Consumer Discretionary	125,697.1	48.9%	22	60.7	37,212,585.0
SHB	SH Bank	Financials	73,016.9	3.1%	8	4.6	9,093,103.0
SSB	SeABank	Financials	47,369.3	0.1%	4	0.2	1,155,700.0
PLX	Petrolimex	Energy	46,948.4	14.3%			
LPB	LPBank	Financials	136,220.1	0.9%	5	2.3	894,500.0
SAB	SABECO	Consumer Staples	62,204.3	58.5%			
SSI	SSI Securities Corp.	Financials	68,878.9	32.0%			
STB	Sacombank	Financials	128,383.2	12.4%	21	91.1	33,846,417.0
TCB	Techcombank	Financials	245,183.9	22.5%	14	21.9	25,631,800.0
TPB	TPBank	Financials	45,078.3	24.5%	8	3.9	5,107,212.0
VCB	Vietcombank	Financials	499,669.4	20.1%			
VHM	Vinhomes	Real Estate	620,219.2	8.0%	18	55.2	11,434,206.0
VIB	VIBBank	Financials	59,059.5	4.9%	8	5.6	8,774,400.0
VIC	VinGroup	Real Estate	1,737,710.0	3.4%	7	14.0	1,566,094.0
VJC	Vietjet Air	Industrials	105,720.9	6.4%	3	2.6	3,034,901.0
VNM	Vinamilk	Consumer Staples	127,905.3	48.9%	12	18.5	16,572,712.0
VPB	VPBank	Financials	214,215.9	24.6%	20	15.7	15,416,600.0
VRE	Vincom Retail	Real Estate	69,987.4	12.1%	13	8.1	8,033,455.0

Source: Bloomberg, FiiiproX, KIS Research

Notes: CW: Covered warrant

Table 7. Trading Covered warrant on HSX

(VND, %)

No	CW Code	Covered Warrant			Underlying asset			% Premium	Time to maturity	Last Trading Date	
		Executive ratio	Issue price	Closing price	Underlying	Exercise price	Breakeven price				Closing price
1	CHPG2527	4.0000 : 1	1,000	130	HPG	27,444	27,964	27,650	(0.4)	5	30/04/2026
2	CMSN2518	10.0000 : 1	1,100	10	MSN	89,999	90,099	76,300	(13.9)	5	30/04/2026
3	CSHB2510	1.7460 : 1	1,100	700	SHB	13,482	14,704	14,550	0.3	5	30/04/2026
4	CSSB2508	4.0000 : 1	1,000	10	SSB	21,666	21,706	16,600	(23.2)	5	30/04/2026
5	CSTB2523	8.0000 : 1	1,100	1,170	STB	56,868	66,228	68,000	0.5	5	30/04/2026
6	CVHM2518	8.0000 : 1	1,100	7,200	VHM	90,999	148,599	151,000	(0.1)	5	30/04/2026
7	CVIC2511	4.0000 : 1	1,100	40,000	VIC	56,990	216,990	217,900	(0.7)	5	30/04/2026
8	CVNM2519	9.5597 : 1	1,100	10	VNM	65,961	66,057	60,700	(7.0)	5	30/04/2026
9	CVPB2520	4.0000 : 1	1,000	1,220	VPB	22,222	27,102	26,650	0.3	5	30/04/2026
10	CVRE2518	4.0000 : 1	1,100	250	VRE	28,999	29,999	32,100	0.5	5	30/04/2026
11	CFPT2531	5.9382 : 1	3,000	20	FPT	113,321	113,440	73,700	(34.7)	12	07/05/2026
12	CSTB2535	3.0000 : 1	3,000	280	STB	71,700	72,420	68,000	(8.1)	12	07/05/2026
13	CVPB2530	1.0000 : 1	3,000	30	VPB	37,800	37,830	26,650	(28.2)	12	07/05/2026
14	CHPG2611	4.0000 : 1	1,000	110	HPG	31,999	32,359	27,650	(13.9)	21	18/05/2026
15	CMSN2607	10.0000 : 1	1,000	80	MSN	94,567	95,267	76,300	(18.5)	21	18/05/2026
16	CSHB2604	1.9731 : 1	1,000	130	SHB	19,138	19,395	14,550	(23.9)	21	18/05/2026
17	CSSB2601	4.0000 : 1	1,000	90	SSB	21,111	21,471	16,600	(22.3)	21	18/05/2026
18	CMSN2519	5.0000 : 1	3,300	170	MSN	86,000	86,500	76,300	(10.3)	21	18/05/2026
19	CMWG2519	5.0000 : 1	2,000	2,100	MWG	75,000	85,250	84,500	(0.4)	21	18/05/2026
20	CVRE2522	2.0000 : 1	4,600	2,860	VRE	25,000	32,740	32,100	(7.9)	21	18/05/2026
21	CFPT2513	11.0965 : 1	1,700	60	FPT	115,234	115,789	73,700	(36.0)	21	18/05/2026
22	CHPG2518	2.4982 : 1	1,700	1,800	HPG	23,316	27,838	27,650	0.1	21	18/05/2026
23	CMBB2511	2.2500 : 1	1,800	3,360	MBB	18,750	26,175	26,000	(0.1)	21	18/05/2026
24	CMSN2512	7.0000 : 1	2,200	2,650	MSN	60,000	77,640	76,300	(0.0)	21	18/05/2026
25	CMWG2511	5.9149 : 1	2,400	3,820	MWG	63,092	84,800	84,500	0.1	21	18/05/2026
26	CSTB2515	3.0000 : 1	2,900	9,420	STB	40,000	68,440	68,000	(2.7)	21	18/05/2026
27	CTCB2507	2.9226 : 1	2,800	2,260	TCB	27,765	33,698	33,900	0.3	21	18/05/2026
28	CTPB2503	1.9063 : 1	1,700	2,100	TPB	12,391	16,204	16,250	0.5	21	18/05/2026
29	CVHM2512	4.0000 : 1	2,950	23,250	VHM	58,000	151,000	151,000	(1.7)	21	18/05/2026
30	CVIB2504	1.7565 : 1	1,900	550	VIB	16,687	17,600	16,400	(6.9)	21	18/05/2026
31	CVNM2511	5.7358 : 1	2,200	1,470	VNM	52,579	61,183	60,700	0.4	21	18/05/2026
32	CVPB2513	2.0000 : 1	2,500	4,690	VPB	18,000	26,940	26,650	0.9	21	18/05/2026
33	CVRE2512	2.0000 : 1	2,900	3,660	VRE	23,500	32,020	32,100	(5.9)	21	18/05/2026
34	CVHM2521	8.0000 : 1	1,100	3,890	VHM	115,678	146,878	151,000	1.1	26	21/05/2026
35	CVIC2513	5.0000 : 1	1,100	26,960	VIC	73,500	220,500	217,900	(2.3)	26	21/05/2026
36	CHPG2529	4.0000 : 1	1,000	350	HPG	28,050	29,370	27,650	(5.1)	26	21/05/2026
37	CMWG2517	8.8723 : 1	1,370	1,190	MWG	76,401	86,959	84,500	(2.4)	26	21/05/2026
38	CVHM2519	7.0000 : 1	1,500	7,200	VHM	108,200	151,600	151,000	(2.0)	26	21/05/2026
39	CACB2518	2.0000 : 1	1,000	210	ACB	26,500	26,900	23,350	(12.8)	27	22/05/2026
40	CDGC2501	8.6229 : 1	1,100	90	DGC	104,433	105,123	53,300	(49.2)	27	22/05/2026
41	CFPT2534	9.8970 : 1	1,000	60	FPT	103,919	104,513	73,700	(29.1)	27	22/05/2026
42	CHDB2510	1.5421 : 1	1,100	930	HDB	25,829	27,155	26,300	(2.1)	27	22/05/2026
43	CHPG2542	2.0000 : 1	1,200	410	HPG	31,000	31,700	27,650	(12.1)	27	22/05/2026
44	CLPB2510	3.0000 : 1	1,800	230	LPB	55,000	55,660	46,400	(16.7)	27	22/05/2026
45	CMBB2524	2.0000 : 1	1,050	840	MBB	25,000	26,560	26,000	(1.5)	27	22/05/2026

46	CMSN2523	5.0000 : 1	1,150	180	MSN	87,000	87,850	76,300	(11.6)	27	22/05/2026
47	CMWG2528	5.0000 : 1	1,600	590	MWG	92,000	94,650	84,500	(10.3)	27	22/05/2026
48	CSHB2515	0.9865 : 1	1,650	150	SHB	17,955	18,093	14,550	(18.5)	27	22/05/2026
49	CSTB2538	3.0000 : 1	1,250	4,650	STB	54,500	68,600	68,000	(2.9)	27	22/05/2026
50	CTCB2524	3.0000 : 1	1,150	50	TCB	39,000	39,510	33,900	(14.4)	27	22/05/2026
51	CTPB2511	1.0000 : 1	1,400	200	TPB	19,500	19,690	16,250	(17.3)	27	22/05/2026
52	CVHM2525	6.0000 : 1	1,750	6,800	VHM	107,000	151,340	151,000	(1.9)	27	22/05/2026
53	CVIB2514	1.0000 : 1	1,300	130	VIB	21,000	21,140	16,400	(22.5)	27	22/05/2026
54	CVIC2517	5.0000 : 1	2,450	16,680	VIC	122,500	202,250	217,900	6.5	27	22/05/2026
55	CVJC2507	10.0000 : 1	1,000	390	VJC	188,000	192,100	180,000	(7.4)	27	22/05/2026
56	CVNM2524	6.0000 : 1	1,000	390	VNM	65,000	67,340	60,700	(8.8)	27	22/05/2026
57	CVPB2533	2.0000 : 1	1,200	270	VPB	31,500	31,920	26,650	(14.9)	27	22/05/2026
58	CVRE2527	2.0000 : 1	1,050	180	VRE	35,600	36,020	32,100	(16.3)	27	22/05/2026
59	CLPB2601	4.0000 : 1	4,000	1,770	LPB	39,000	48,600	46,400	(4.6)	33	28/05/2026
60	CMSN2602	8.0000 : 1	4,000	1,230	MSN	70,000	79,120	76,300	(1.9)	33	28/05/2026
61	CMWG2606	8.0000 : 1	3,000	580	MWG	85,000	89,080	84,500	(4.7)	33	28/05/2026
62	CSHB2602	1.9731 : 1	4,000	500	SHB	15,291	16,278	14,550	(9.4)	33	28/05/2026
63	CTPB2601	2.0000 : 1	3,000	720	TPB	15,500	16,880	16,250	(3.6)	33	28/05/2026
64	CVIB2602	3.0000 : 1	4,000	550	VIB	16,000	17,800	16,400	(8.0)	33	28/05/2026
65	CVRE2519	4.0000 : 1	1,100	580	VRE	29,999	32,519	32,100	(7.3)	35	01/06/2026
66	CMSN2521	15.0000 : 1	1,000	310	MSN	82,200	86,850	76,300	(10.6)	40	04/06/2026
67	CVIB2512	2.0000 : 1	2,200	270	VIB	19,500	19,960	16,400	(17.9)	40	04/06/2026
68	CVNM2522	9.5597 : 1	1,400	640	VNM	57,836	63,667	60,700	(3.5)	40	04/06/2026
69	CVPB2527	3.0000 : 1	1,400	50	VPB	36,200	36,320	26,650	(25.2)	40	04/06/2026
70	CACB2601	2.0000 : 1	2,900	440	ACB	25,000	25,880	23,350	(9.3)	51	17/06/2026
71	CFPT2601	10.0000 : 1	2,500	140	FPT	99,000	100,400	73,700	(26.2)	51	17/06/2026
72	CHPG2601	4.0000 : 1	1,800	470	HPG	28,000	29,800	27,650	(6.5)	51	17/06/2026
73	CMBB2601	2.0000 : 1	3,000	840	MBB	26,000	27,580	26,000	(5.1)	51	17/06/2026
74	CMWG2601	5.0000 : 1	4,400	1,090	MWG	85,000	90,300	84,500	(6.0)	51	17/06/2026
75	CSTB2601	4.0000 : 1	3,300	5,170	STB	49,000	69,680	68,000	(4.4)	51	17/06/2026
76	CVHM2601	8.0000 : 1	3,700	6,860	VHM	99,000	152,440	151,000	(2.6)	51	17/06/2026
77	CVPB2601	2.0000 : 1	4,100	610	VPB	30,000	31,220	26,650	(13.0)	51	17/06/2026
78	CFPT2521	18.8043 : 1	1,190	70	FPT	121,238	122,554	73,700	(39.6)	55	19/06/2026
79	CHPG2531	4.0000 : 1	1,000	410	HPG	29,900	31,540	27,650	(11.7)	55	19/06/2026
80	CHPG2530	3.0000 : 1	1,250	670	HPG	28,600	30,610	27,650	(9.0)	55	19/06/2026
81	CMWG2516	7.8865 : 1	1,400	1,370	MWG	79,851	90,656	84,500	(6.3)	55	19/06/2026
82	CSTB2524	5.0000 : 1	1,390	2,630	STB	53,900	67,050	68,000	(0.7)	55	19/06/2026
83	CVRE2520	3.0000 : 1	1,500	750	VRE	32,700	35,370	32,100	(14.8)	55	19/06/2026
84	CACB2510	2.0000 : 1	1,800	1,030	ACB	22,500	24,400	23,350	(3.8)	55	19/06/2026
85	CFPT2517	8.6088 : 1	2,300	230	FPT	105,888	107,954	73,700	(31.4)	55	19/06/2026
86	CHPG2524	1.6654 : 1	2,500	2,660	HPG	23,733	28,213	27,650	(1.3)	55	19/06/2026
87	CLPB2503	4.0000 : 1	1,600	2,680	LPB	35,000	46,760	46,400	(0.9)	55	19/06/2026
88	CMBB2516	1.5000 : 1	2,200	4,330	MBB	19,875	26,355	26,000	(0.7)	55	19/06/2026
89	CMSN2516	4.0000 : 1	3,300	2,490	MSN	72,000	81,080	76,300	(4.3)	55	19/06/2026
90	CMWG2515	3.9433 : 1	3,100	4,870	MWG	67,035	85,687	84,500	(0.9)	55	19/06/2026
91	CSTB2521	4.0000 : 1	2,200	4,870	STB	50,000	68,760	68,000	(3.2)	55	19/06/2026
92	CTCB2512	1.9484 : 1	2,800	690	TCB	36,045	37,195	33,900	(9.1)	55	19/06/2026
93	CVHM2516	4.0000 : 1	3,400	18,550	VHM	79,000	152,600	151,000	(2.7)	55	19/06/2026

94	CVIB2508	1.7565 : 1	1,500	830	VIB	16,687	18,040	16,400	(9.2)	55	19/06/2026
95	CVNM2515	3.8239 : 1	2,300	1,400	VNM	57,358	63,017	60,700	(2.5)	55	19/06/2026
96	CVPB2516	2.0000 : 1	1,700	3,700	VPB	20,000	27,140	26,650	0.1	55	19/06/2026
97	CVRE2516	2.0000 : 1	2,800	3,080	VRE	26,000	32,840	32,100	(8.2)	55	19/06/2026
98	CHPG2523	2.4982 : 1	2,000	1,640	HPG	24,149	28,296	27,650	(1.5)	55	19/06/2026
99	CSTB2519	3.0000 : 1	3,000	6,000	STB	51,000	69,150	68,000	(3.7)	55	19/06/2026
100	CFPT2526	10.0000 : 1	1,800	60	FPT	115,300	115,900	73,700	(36.1)	57	23/06/2026
101	CFPT2526	10.0000 : 1	1,800	60	FPT	115,300	115,900	73,700	(36.1)	57	23/06/2026
102	CHPG2536	2.0000 : 1	2,500	240	HPG	32,900	33,280	27,650	(16.3)	57	23/06/2026
103	CMWG2522	5.0000 : 1	2,500	990	MWG	87,100	91,450	84,500	(7.2)	57	23/06/2026
104	CSTB2530	2.0000 : 1	4,000	2,540	STB	67,800	72,380	68,000	(8.0)	57	23/06/2026
105	CVPB2526	2.0000 : 1	3,200	290	VPB	32,600	33,100	26,650	(17.9)	57	23/06/2026
106	CFPT2524	24.7425 : 1	1,000	110	FPT	117,466	120,188	73,700	(38.4)	57	23/06/2026
107	CHPG2534	4.0000 : 1	1,000	370	HPG	31,111	32,591	27,650	(14.5)	57	23/06/2026
108	CLPB2509	8.0000 : 1	1,000	240	LPB	56,333	58,173	46,400	(20.3)	57	23/06/2026
109	CMSN2520	10.0000 : 1	1,000	130	MSN	97,111	98,011	76,300	(20.8)	57	23/06/2026
110	CSHB2514	1.9731 : 1	1,100	140	SHB	20,400	20,676	14,550	(28.7)	57	23/06/2026
111	CSSB2509	4.0000 : 1	1,000	120	SSB	26,456	26,936	16,600	(38.1)	57	23/06/2026
112	CSTB2527	5.0000 : 1	1,100	1,340	STB	66,555	73,055	68,000	(8.9)	57	23/06/2026
113	CTCB2517	4.8710 : 1	1,100	110	TCB	45,582	45,972	33,900	(26.5)	57	23/06/2026
114	CTPB2510	1.9063 : 1	1,100	110	TPB	24,686	24,896	16,250	(34.6)	57	23/06/2026
115	CVHM2522	8.0000 : 1	1,100	3,760	VHM	117,688	148,248	151,000	0.2	57	23/06/2026
116	CVIC2514	5.0000 : 1	1,100	31,070	VIC	74,444	219,444	217,900	(1.8)	57	23/06/2026
117	CVJC2506	10.0000 : 1	1,100	2,360	VJC	167,799	191,699	180,000	(7.2)	57	23/06/2026
118	CVNM2521	9.5597 : 1	1,000	200	VNM	67,300	69,116	60,700	(11.1)	57	23/06/2026
119	CVPB2524	4.0000 : 1	1,100	40	VPB	43,111	43,351	26,650	(37.3)	57	23/06/2026
120	CVRE2524	4.0000 : 1	1,100	240	VRE	35,888	36,888	32,100	(18.3)	57	23/06/2026
121	CFPT2607	5.0000 : 1	4,700	420	FPT	93,000	95,050	73,700	(22.1)	61	25/06/2026
122	CHPG2608	2.0000 : 1	2,900	1,090	HPG	27,000	28,960	27,650	(3.8)	61	25/06/2026
123	CMBB2608	2.0000 : 1	3,100	1,120	MBB	25,000	27,120	26,000	(3.5)	61	25/06/2026
124	CMSN2604	5.0000 : 1	3,700	1,240	MSN	77,000	83,000	76,300	(6.5)	61	25/06/2026
125	CMWG2608	5.0000 : 1	3,800	800	MWG	90,000	93,450	84,500	(9.1)	61	25/06/2026
126	CTCB2604	2.0000 : 1	4,300	1,180	TCB	34,000	36,200	33,900	(6.6)	61	25/06/2026
127	CVHM2606	5.0000 : 1	4,800	5,250	VHM	135,000	161,900	151,000	(8.3)	61	25/06/2026
128	CVPB2605	2.0000 : 1	3,900	770	VPB	29,000	30,160	26,650	(9.9)	61	25/06/2026
129	CMWG2605	5.0000 : 1	1,468	1,240	MWG	88,000	93,750	84,500	(9.4)	61	25/06/2026
130	CSHB2601	1.9731 : 1	1,468	410	SHB	17,758	18,528	14,550	(20.4)	61	25/06/2026
131	CSTB2605	3.0000 : 1	1,468	3,230	STB	60,000	68,880	68,000	(3.3)	61	25/06/2026
132	CTCB2602	3.0000 : 1	1,468	570	TCB	36,000	37,380	33,900	(9.6)	61	25/06/2026
133	CVPB2604	3.0000 : 1	1,468	410	VPB	30,000	31,110	26,650	(12.7)	61	25/06/2026
134	CFPT2605	10.0000 : 1	5,000	310	FPT	90,000	93,300	73,700	(20.6)	62	26/06/2026
135	CHDB2601	3.0000 : 1	3,000	910	HDB	26,000	28,610	26,300	(7.1)	62	26/06/2026
136	CVHM2605	8.0000 : 1	3,000	3,650	VHM	128,000	157,200	151,000	(5.5)	62	26/06/2026
137	CVRE2601	3.0000 : 1	3,000	700	VRE	35,000	37,100	32,100	(18.8)	62	26/06/2026
138	CMSN2606	10.0000 : 1	2,000	380	MSN	82,000	85,400	76,300	(9.1)	76	10/07/2026
139	CTPB2603	2.0000 : 1	2,000	230	TPB	19,000	19,460	16,250	(16.3)	76	10/07/2026
140	CFPT2520	14.8455 : 1	1,310	80	FPT	130,047	130,938	73,700	(43.4)	85	21/07/2026
141	CHPG2532	3.0000 : 1	1,190	770	HPG	31,200	33,510	27,650	(16.9)	85	21/07/2026

142	CMWG2518	6.9007 : 1	1,370	1,460	MWG	82,611	92,686	84,500	(8.4)	85	21/07/2026
143	CSTB2525	4.0000 : 1	1,500	3,230	STB	57,200	70,120	68,000	(5.0)	85	21/07/2026
144	CTPB2506	1.9063 : 1	1,170	720	TPB	16,871	18,244	16,250	(10.8)	85	21/07/2026
145	CVHM2520	5.0000 : 1	1,500	7,980	VHM	111,900	151,800	151,000	(2.2)	85	21/07/2026
146	CVNM2520	6.6918 : 1	1,250	710	VNM	63,190	67,807	60,700	(9.4)	85	21/07/2026
147	CVPB2521	3.0000 : 1	1,120	2,170	VPB	22,150	28,060	26,650	(3.2)	85	21/07/2026
148	CVPB2522	2.0000 : 1	1,250	2,440	VPB	24,650	29,530	26,650	(8.0)	85	21/07/2026
149	CVRE2521	2.0000 : 1	1,500	1,200	VRE	35,700	38,280	32,100	(21.3)	85	21/07/2026
150	CACB2605	3.0000 : 1	3,000	950	ACB	22,000	24,760	23,350	(5.2)	92	28/07/2026
151	CVNM2602	6.0000 : 1	3,000	970	VNM	60,000	65,820	60,700	(6.7)	92	28/07/2026
152	CDGC2601	16.0000 : 1	1,100	500	DGC	76,868	85,508	53,300	(37.5)	113	18/08/2026
153	CHPG2612	4.0000 : 1	1,100	470	HPG	32,999	34,799	27,650	(19.9)	113	18/08/2026
154	CMSN2608	10.0000 : 1	1,100	500	MSN	95,999	100,699	76,300	(22.9)	113	18/08/2026
155	CSHB2605	1.9731 : 1	1,100	540	SHB	19,532	20,459	14,550	(27.9)	113	18/08/2026
156	CSSB2602	4.0000 : 1	1,100	130	SSB	21,399	21,839	16,600	(23.6)	113	18/08/2026
157	CSTB2607	8.0000 : 1	1,100	970	STB	69,888	77,088	68,000	(13.6)	113	18/08/2026
158	CTPB2604	2.0000 : 1	1,100	310	TPB	20,688	21,308	16,250	(23.6)	113	18/08/2026
159	CVHM2608	12.0000 : 1	1,100	2,240	VHM	148,888	173,968	151,000	(14.6)	113	18/08/2026
160	CVIC2601	20.0000 : 1	1,100	2,900	VIC	191,818	247,818	217,900	(13.1)	113	18/08/2026
161	CVJC2601	20.0000 : 1	1,100	640	VJC	219,999	232,399	180,000	(23.4)	113	18/08/2026
162	CVNM2604	10.0000 : 1	1,100	190	VNM	83,979	85,779	60,700	(28.4)	113	18/08/2026
163	CVPB2607	4.0000 : 1	1,100	250	VPB	34,567	35,407	26,650	(23.3)	113	18/08/2026
164	CVRE2602	4.0000 : 1	1,100	770	VRE	38,388	42,028	32,100	(28.3)	113	18/08/2026
165	CLPB2602	4.0000 : 1	3,000	1,560	LPB	45,000	51,840	46,400	(10.6)	127	27/08/2026
166	CMSN2603	8.0000 : 1	4,000	1,090	MSN	80,000	87,760	76,300	(11.6)	127	27/08/2026
167	CMWG2607	8.0000 : 1	3,000	490	MWG	100,000	103,840	84,500	(18.2)	127	27/08/2026
168	CShB2603	1.9731 : 1	3,000	590	SHB	17,264	18,389	14,550	(19.8)	127	27/08/2026
169	CTPB2602	2.0000 : 1	3,000	450	TPB	19,000	19,880	16,250	(18.1)	127	27/08/2026
170	CVIB2603	3.0000 : 1	4,000	420	VIB	20,000	21,200	16,400	(22.7)	127	27/08/2026
171	CACB2514	2.0000 : 1	3,300	660	ACB	27,300	28,560	23,350	(17.8)	132	04/09/2026
172	CFPT2528	7.9176 : 1	3,900	830	FPT	91,151	98,198	73,700	(24.6)	132	04/09/2026
173	CHDB2508	2.3131 : 1	1,900	1,580	HDB	26,986	30,456	26,300	(12.7)	132	04/09/2026
174	CHPG2538	2.0000 : 1	3,400	1,280	HPG	30,100	32,600	27,650	(14.5)	132	04/09/2026
175	CMBB2520	2.0000 : 1	3,100	1,170	MBB	28,700	30,920	26,000	(15.4)	132	04/09/2026
176	CMWG2524	4.0000 : 1	3,800	2,040	MWG	89,300	96,860	84,500	(12.3)	132	04/09/2026
177	CSTB2532	3.0000 : 1	3,400	2,900	STB	68,700	77,160	68,000	(13.7)	132	04/09/2026
178	CTCB2520	2.0000 : 1	3,500	830	TCB	45,100	46,640	33,900	(27.5)	132	04/09/2026
179	CACB2602	2.0000 : 1	3,200	570	ACB	26,000	27,100	23,350	(13.4)	145	17/09/2026
180	CFPT2602	10.0000 : 1	2,900	330	FPT	100,000	103,300	73,700	(28.3)	145	17/09/2026
181	CHPG2602	4.0000 : 1	2,000	720	HPG	29,000	31,720	27,650	(12.2)	145	17/09/2026
182	CMBB2602	2.0000 : 1	3,600	1,490	MBB	26,000	28,800	26,000	(9.2)	145	17/09/2026
183	CMWG2602	5.0000 : 1	5,000	1,800	MWG	87,000	95,200	84,500	(10.8)	145	17/09/2026
184	CSTB2602	4.0000 : 1	3,800	5,320	STB	50,000	71,200	68,000	(6.5)	145	17/09/2026
185	CVHM2602	8.0000 : 1	4,300	7,510	VHM	100,000	164,800	151,000	(9.9)	145	17/09/2026
186	CVPB2602	2.0000 : 1	4,800	1,240	VPB	30,000	32,240	26,650	(15.7)	145	17/09/2026
187	CACB2511	2.0000 : 1	2,000	1,500	ACB	23,000	25,940	23,350	(9.5)	147	21/09/2026
188	CFPT2518	8.6088 : 1	2,600	420	FPT	105,888	109,590	73,700	(32.4)	147	21/09/2026
189	CHPG2525	1.6654 : 1	2,800	3,310	HPG	24,149	29,612	27,650	(5.9)	147	21/09/2026

190	CMBB2517	1.5000 : 1	2,400	4,650	MBB	20,250	27,225	26,000	(3.9)	147	21/09/2026
191	CFPT2608	5.0000 : 1	5,000	640	FPT	96,000	99,250	73,700	(25.4)	153	25/09/2026
192	CHPG2607	2.0000 : 1	3,000	1,400	HPG	28,000	30,580	27,650	(8.9)	153	25/09/2026
193	CMBB2607	2.0000 : 1	3,200	1,470	MBB	26,000	28,660	26,000	(8.7)	153	25/09/2026
194	CMSN2605	5.0000 : 1	4,100	1,840	MSN	79,000	87,950	76,300	(11.7)	153	25/09/2026
195	CMWG2609	5.0000 : 1	4,400	1,700	MWG	90,000	97,750	84,500	(13.1)	153	25/09/2026
196	CTCB2605	2.0000 : 1	4,700	1,820	TCB	35,000	38,220	33,900	(11.5)	153	25/09/2026
197	CVHM2607	5.0000 : 1	5,900	7,540	VHM	135,000	172,250	151,000	(13.8)	153	25/09/2026
198	CVPB2606	2.0000 : 1	4,200	1,240	VPB	30,000	32,160	26,650	(15.5)	153	25/09/2026
199	CFPT2606	10.0000 : 1	5,000	280	FPT	102,000	105,000	73,700	(29.4)	154	28/09/2026
200	CHDB2602	3.0000 : 1	3,000	1,020	HDB	28,000	30,850	26,300	(13.8)	154	28/09/2026
201	CMBB2606	3.0000 : 1	4,000	1,580	MBB	23,000	27,620	26,000	(5.3)	154	28/09/2026
202	CTCB2603	3.0000 : 1	3,000	930	TCB	36,000	38,460	33,900	(12.1)	154	28/09/2026
203	CACB2516	4.0000 : 1	1,200	260	ACB	28,500	29,500	23,350	(20.4)	170	14/10/2026
204	CFPT2532	11.8764 : 1	1,400	300	FPT	100,950	104,513	73,700	(29.1)	170	14/10/2026
205	CHPG2540	4.0000 : 1	1,400	610	HPG	31,000	33,280	27,650	(16.3)	170	14/10/2026
206	CMBB2522	4.0000 : 1	1,300	700	MBB	29,000	31,800	26,000	(17.7)	170	14/10/2026
207	CMWG2526	8.0000 : 1	2,100	1,380	MWG	91,000	101,880	84,500	(16.7)	170	14/10/2026
208	CSTB2536	6.0000 : 1	2,300	2,070	STB	64,000	76,000	68,000	(12.4)	170	14/10/2026
209	CTCB2522	4.0000 : 1	2,000	430	TCB	44,500	46,060	33,900	(26.6)	170	14/10/2026
210	CVHM2523	8.0000 : 1	3,000	5,210	VHM	140,000	182,320	151,000	(18.5)	170	14/10/2026
211	CVIC2515	4.0000 : 1	3,000	28,300	VIC	122,500	232,380	217,900	(7.3)	170	14/10/2026
212	CVPB2531	4.0000 : 1	1,900	650	VPB	34,000	36,400	26,650	(25.4)	170	14/10/2026
213	CVRE2525	4.0000 : 1	2,100	500	VRE	48,000	50,400	32,100	(40.2)	170	14/10/2026
214	CHPG2604	3.0000 : 1	2,000	780	HPG	29,000	31,190	27,650	(10.7)	180	22/10/2026
215	CMBB2604	3.0000 : 1	2,000	950	MBB	27,000	29,760	26,000	(12.1)	180	22/10/2026
216	CMWG2604	7.0000 : 1	2,400	1,550	MWG	85,000	95,850	84,500	(11.4)	180	22/10/2026
217	CSTB2604	5.0000 : 1	2,400	2,360	STB	60,000	71,100	68,000	(6.4)	180	22/10/2026
218	CTCB2601	4.0000 : 1	2,000	760	TCB	37,000	39,760	33,900	(15.0)	180	22/10/2026
219	CMSN2522	15.0000 : 1	1,200	680	MSN	93,900	103,650	76,300	(25.1)	223	04/12/2026
220	CVIB2513	2.0000 : 1	2,700	1,050	VIB	21,000	23,080	16,400	(29.0)	223	04/12/2026
221	CVNM2523	9.5597 : 1	1,700	1,210	VNM	60,322	71,794	60,700	(14.4)	223	04/12/2026
222	CVPB2528	3.0000 : 1	1,700	880	VPB	37,300	39,760	26,650	(31.7)	223	04/12/2026
223	CACB2603	2.0000 : 1	3,600	840	ACB	26,000	27,680	23,350	(15.2)	236	17/12/2026
224	CFPT2603	10.0000 : 1	3,300	540	FPT	102,000	107,600	73,700	(31.2)	236	17/12/2026
225	CHPG2603	4.0000 : 1	2,300	960	HPG	29,000	32,840	27,650	(15.2)	236	17/12/2026
226	CMBB2603	2.0000 : 1	3,900	1,620	MBB	27,000	30,240	26,000	(13.5)	236	17/12/2026
227	CMWG2603	5.0000 : 1	5,600	2,310	MWG	88,000	99,600	84,500	(14.8)	236	17/12/2026
228	CSTB2603	4.0000 : 1	4,200	5,590	STB	51,000	73,360	68,000	(9.2)	236	17/12/2026
229	CVHM2603	8.0000 : 1	4,800	8,010	VHM	102,000	163,840	151,000	(9.4)	236	17/12/2026
230	CVPB2603	2.0000 : 1	5,300	1,590	VPB	31,000	33,900	26,650	(19.9)	236	17/12/2026
231	CACB2604	2.0000 : 1	2,168	880	ACB	26,000	27,760	23,350	(15.5)	243	24/12/2026
232	CFPT2604	10.0000 : 1	2,168	730	FPT	96,000	103,700	73,700	(28.6)	243	24/12/2026
233	CHPG2605	2.0000 : 1	2,168	2,040	HPG	27,000	31,000	27,650	(10.1)	243	24/12/2026
234	CMBB2605	2.0000 : 1	2,168	1,540	MBB	27,000	30,000	26,000	(12.8)	243	24/12/2026
235	CMSN2601	5.0000 : 1	2,168	2,130	MSN	80,000	90,500	76,300	(14.2)	243	24/12/2026
236	CVHM2604	10.0000 : 1	2,168	6,160	VHM	106,000	168,600	151,000	(11.9)	243	24/12/2026
237	CVIB2601	2.0000 : 1	2,168	1,040	VIB	18,000	20,040	16,400	(18.2)	243	24/12/2026

238	CVNM2601	5.0000 : 1	2,168	1,230	VNM	64,000	70,300	60,700	(12.6)	243	24/12/2026
239	CHPG2606	3.0000 : 1	3,000	1,620	HPG	26,000	30,860	27,650	(9.7)	245	28/12/2026
240	CACB2606	4.0000 : 1	1,900	640	ACB	25,000	27,480	23,350	(14.6)	254	06/01/2027
241	CFPT2609	16.0000 : 1	1,900	500	FPT	98,500	106,180	73,700	(30.2)	254	06/01/2027
242	CHPG2609	4.0000 : 1	2,100	1,210	HPG	27,000	31,680	27,650	(12.1)	254	06/01/2027
243	CMBB2609	4.0000 : 1	1,900	600	MBB	29,500	31,860	26,000	(17.9)	254	06/01/2027
244	CMWG2610	8.0000 : 1	3,000	850	MWG	102,000	108,240	84,500	(21.6)	254	06/01/2027
245	CSTB2606	5.0000 : 1	3,000	2,470	STB	66,000	77,850	68,000	(14.5)	254	06/01/2027
246	CTCB2606	4.0000 : 1	2,600	740	TCB	39,500	42,220	33,900	(19.9)	254	06/01/2027
247	CVNM2603	8.0000 : 1	2,400	910	VNM	64,000	71,280	60,700	(13.8)	254	06/01/2027
248	CHPG2610	4.0000 : 1	2,000	900	HPG	29,500	33,100	27,650	(15.8)	260	12/01/2027
249	CACB2517	4.0000 : 1	1,300	350	ACB	29,000	30,400	23,350	(22.8)	264	14/01/2027
250	CFPT2533	11.8764 : 1	1,500	440	FPT	104,908	110,252	73,700	(32.8)	264	14/01/2027
251	CHPG2541	4.0000 : 1	1,500	710	HPG	33,000	35,720	27,650	(22.0)	264	14/01/2027
252	CMBB2523	4.0000 : 1	1,400	920	MBB	30,000	33,600	26,000	(22.1)	264	14/01/2027
253	CMWG2527	8.0000 : 1	2,200	1,710	MWG	95,000	108,200	84,500	(21.5)	264	14/01/2027
254	CSTB2537	6.0000 : 1	2,500	2,420	STB	65,000	79,340	68,000	(16.1)	264	14/01/2027
255	CTCB2523	4.0000 : 1	2,200	680	TCB	45,500	48,100	33,900	(29.7)	264	14/01/2027
256	CVHM2524	8.0000 : 1	3,000	6,240	VHM	147,000	195,240	151,000	(23.9)	264	14/01/2027
257	CVIC2516	4.0000 : 1	3,000	30,700	VIC	125,000	240,880	217,900	(10.6)	264	14/01/2027
258	CVPB2532	4.0000 : 1	2,000	930	VPB	35,000	38,480	26,650	(29.4)	264	14/01/2027
259	CVRE2526	4.0000 : 1	2,300	840	VRE	49,500	53,220	32,100	(43.4)	264	14/01/2027
260	CACB2515	2.0000 : 1	3,900	1,120	ACB	31,800	34,020	23,350	(31.0)	313	04/03/2027
261	CFPT2529	7.9176 : 1	4,700	950	FPT	105,799	113,479	73,700	(34.7)	313	04/03/2027
262	CHDB2509	2.3131 : 1	2,200	2,660	HDB	28,682	34,696	26,300	(23.4)	313	04/03/2027
263	CHPG2539	2.0000 : 1	4,000	2,160	HPG	34,300	38,500	27,650	(27.6)	313	04/03/2027
264	CMBB2521	2.0000 : 1	3,700	1,990	MBB	32,400	36,300	26,000	(27.9)	313	04/03/2027
265	CMWG2525	4.0000 : 1	4,500	4,490	MWG	82,000	99,600	84,500	(14.8)	313	04/03/2027
266	CSTB2533	3.0000 : 1	4,000	4,860	STB	71,000	85,520	68,000	(22.1)	313	04/03/2027
267	CTCB2521	2.0000 : 1	4,200	2,660	TCB	42,600	47,780	33,900	(29.2)	313	04/03/2027

Source: Bloomberg, FiinproX, KIS Research

CW: Covered warrant, Sort by Last trading day

## Global Disclaimer

### ■ General

This research report and marketing materials for Vietnamese securities are originally prepared and issued by the Research Center of KIS Vietnam Securities Corp., an organization licensed with the State Securities Commission of Vietnam. The analyst(s) who participated in preparing and issuing this research report and marketing materials is/are licensed and regulated by the State Securities Commission of Vietnam in Vietnam only. This report and marketing materials are copyrighted and may not be copied, redistributed, forwarded or altered in any way without the consent of KIS Vietnam Securities Corp..

This research report and marketing materials are for information purposes only. They are not and should not be construed as an offer or solicitation of an offer to purchase or sell any securities or other financial instruments or to participate in any trading strategy. This research report and marketing materials do not provide individually tailored investment advice. This research report and marketing materials do not take into account individual investor circumstances, objectives or needs, and are not intended as recommendations of particular securities, financial instruments or strategies to any particular investor. The securities and other financial instruments discussed in this research report and marketing materials may not be suitable for all investors. The recipient of this research report and marketing materials must make their own independent decisions regarding any securities or financial instruments mentioned herein and investors should seek the advice of a financial adviser. KIS Vietnam Securities Corp. does not undertake that investors will obtain any profits, nor will it share with investors any investment profits. KIS Vietnam Securities Corp., its affiliates, or their affiliates and directors, officers, employees or agents of each of them disclaim any and all responsibility or liability whatsoever for any loss (director consequential) or damage arising out of the use of all or any part of this report or its contents or otherwise arising in connection therewith. Information and opinions contained herein are subject to change without notice and may differ or be contrary to opinions expressed by other business areas or KIS Vietnam Securities Corp. The final investment decision is based on the client's judgment, and this research report and marketing materials cannot be used as evidence in any legal dispute related to investment decisions.

### ■ Country-specific disclaimer

**United States:** This report is distributed in the U.S. by Korea Investment & Securities America, Inc., a member of FINRA/SIPC, and is only intended for major U.S. institutional investors as defined in Rule 15a-6(a)(2) under the U.S. Securities Exchange Act of 1934. All U.S. persons that receive this document by their acceptance thereof represent and warrant that they are a major U.S. institutional investor and have not received this report under any express or implied understanding that they will direct commission income to Korea Investment & Securities, Co., Ltd. or its affiliates. Pursuant to Rule 15a-6(a)(3), any U.S. recipient of this document wishing to effect a transaction in any securities discussed herein should contact and place orders with Korea Investment & Securities America, Inc., which accepts responsibility for the contents of this report in the U.S. The securities described in this report may not have been registered under the U.S. Securities Act of 1933, as amended, and, in such case, may not be offered or sold in the U.S. or to U.S. person absent registration or an applicable exemption from the registration requirement.

**United Kingdom:** This report is not an invitation nor is it intended to be an inducement to engage in investment activity for the purpose of section 21 of the Financial Services and Markets Act 2000 of the United Kingdom ("FSMA"). To the extent that this report does constitute such an invitation or inducement, it is directed only at (i) persons who are investment professionals within the meaning of Article 19(5) of the Financial Services and Markets Act 2000 (Financial Promotion) Order 2005 (as amended) of the United Kingdom (the "Financial Promotion Order"); (ii) persons who fall within Articles 49(2)(a) to (d) ("high net worth companies, unincorporated associations etc.") of the Financial Promotion Order; and (iii) any other persons to whom this report can, for the purposes of section 21 of FSMA, otherwise lawfully be made (all such persons together being referred to as "relevant persons"). Any investment or investment activity to which this report relates is available only to relevant persons and will be engaged in only with relevant persons. Persons who are not relevant persons must not act or rely on this report.

**Hong Kong:** This research report and marketing materials may be distributed in Hong Kong to institutional clients by Korea Investment & Securities Asia Limited (KISA), a Hong Kong representative subsidiary of Korea Investment & Securities Co., Ltd., and may not otherwise be distributed to any other party. KISA provides equity sales service to institutional clients in Hong Kong for Korean securities under its sole discretion, and is thus solely responsible for provision of the aforementioned equity selling activities in Hong Kong. All requests by and correspondence with Hong Kong investors involving securities discussed in this report and marketing materials must be effected through KISA, which is registered with The Securities & Futures Commission (SFC) of Hong Kong. Korea Investment & Securities Co., Ltd. is not a registered financial institution under Hong Kong's SFC.

**Singapore:** This report is provided pursuant to the financial advisory licensing exemption under Regulation 27(1)(e) of the Financial Advisers Regulation of Singapore and accordingly may only be provided to persons in Singapore who are "institutional investors" as defined in Section 4A of the Securities and Futures Act, Chapter 289 of Singapore. This report is intended only for the person to whom Korea Investment & Securities Co., Ltd. has provided this report and such person may not send, forward or transmit in any way this report or any copy of this report to any other person. Please contact Korea Investment & Securities Singapore Pte Ltd in respect of any matters arising from, or in connection with, the analysis or report (Contact Number: 65 6501 5600).

Copyright © 2026 KIS Vietnam Securities Corp. All rights reserved. No part of this report may be reproduced or distributed in any manner without permission of KIS Vietnam Securities Corp.