

14 Apr 2026

Liquidity has continued to increase

In 15W26, market liquidity extended its increase for a second consecutive week. Specifically, the trading volume and value of the CWs market recorded 324.0 million CWs/VND386.0bn, up 22.4%/ 30.7%, respectively, WoW.

With trading value by an underlying asset, the CWs that STB and HPG as the underlying asset attracted the most trading interest, recording 34% of total trading volume. Following them were warrants based on stocks such as MBB, TCB, MWG, and VHM.

During the past week, trading activity in the covered warrant market continued to improve. However, the number of declining warrants still outnumbered gainers. This suggests that although capital flows are showing signs of recovery, the negative trend continues to dominate, reflecting investors' cautious sentiment amid volatility in the underlying market.

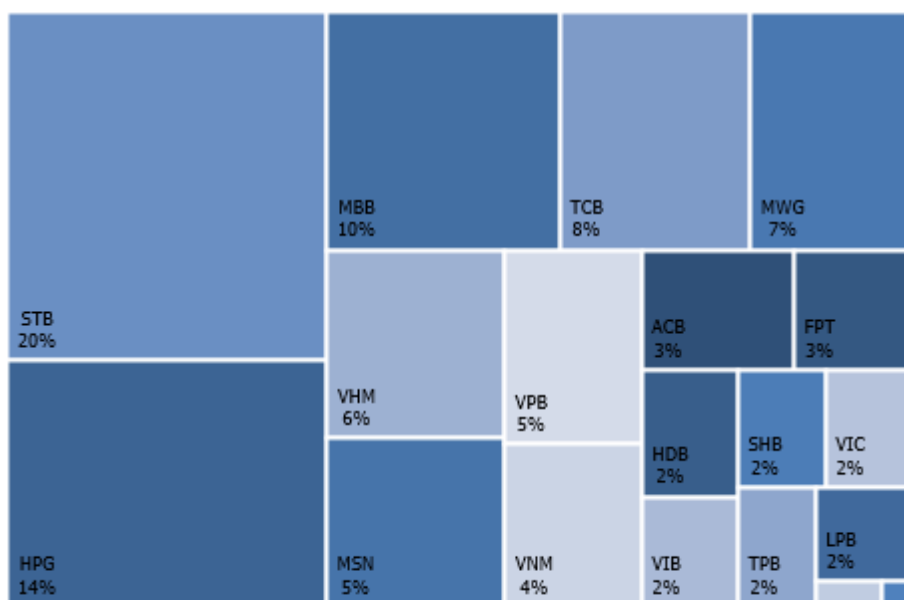
Note: The covered warrant market is commonly used for short-term trading which means volatility level is extremely high. Notably, covered warrant has the positive correlation with its underlying, the short-term fluctuation in the underlying price could lead to the big move in covered warrant.

Table 1. Weekly market overview

Number of CW	267
Trading volume (mn shares)	324
Trading value (VND bn)	386
Increasing CW	108
Decreasing CW	207
Unchanged CW	2

Source: FiinproX, KIS Research

Figure 1. CW trading value by underlying asset

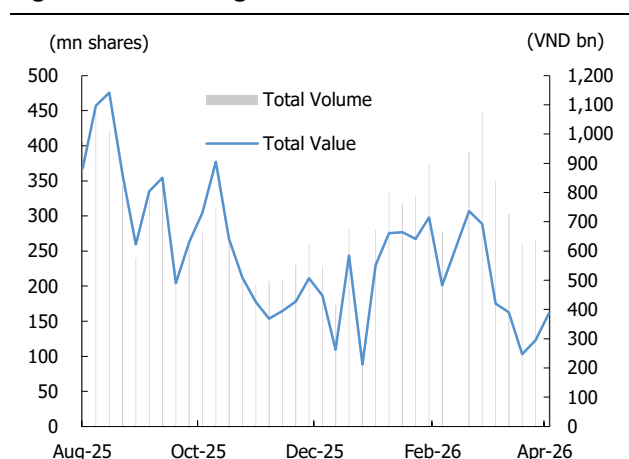


Source: FiinproX, KIS Research

Table 2. Top 10 CWs issued by securities companies

Company	No.CW
KISVN	45
SSI	34
VPX	25
VND	24
TCX	24
Kafi	22
VCI	20
PHS	19
ACBS	18
LPBank	13

Source: FiinproX, KIS Research

Figure 2. CW trading value and volume

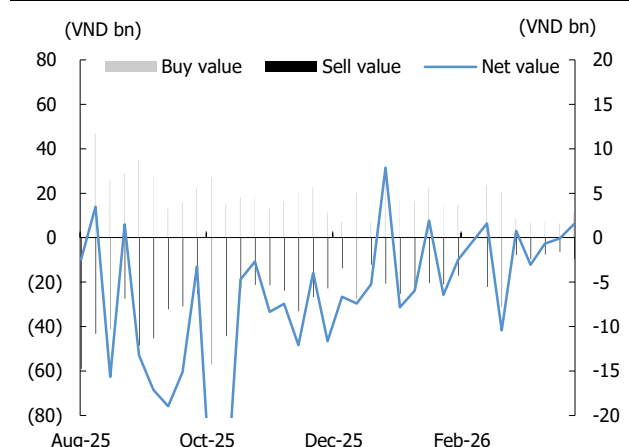
Source: FiinproX, KIS Research

Table 3. Top 10 trading value

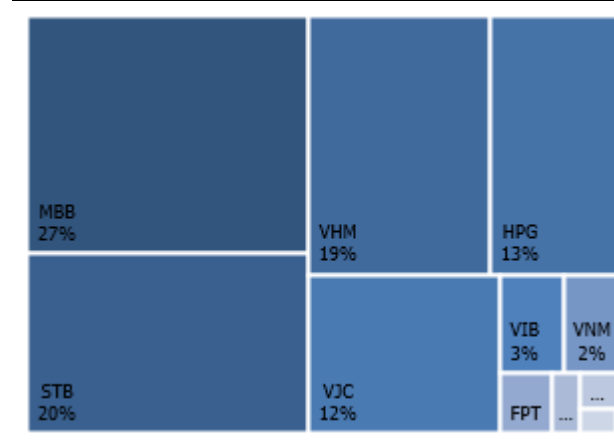
(VND, %WoW, VND bn)

Ticker	Last Trading Date	Price	% Chg	Trading value
CSTB2521	19/06/2026	4,620	(100.0)	25.5
CTCB2507	18/05/2026	1,470	(100.0)	10.7
CHPG2518	18/05/2026	1,890	(100.0)	10.3
CSTB2515	18/05/2026	9,300	(100.0)	9.6
CSTB2537	14/01/2027	2,650	(89.7)	8.3
CVNM2515	19/06/2026	1,890	(100.0)	6.4
CMBB2517	21/09/2026	4,830	(100.0)	6.1
CVPB2513	18/05/2026	4,550	(100.0)	5.8
CHPG2538	04/09/2026	1,510	731.6	5.8
CHPG2524	19/06/2026	2,830	71.7	5.7

Source: FiinproX, KIS Research

Figure 3. Weekly net foreign buy/sell

Source: FiinproX, KIS Research

Figure 4. Foreign trading by underlying asset

Source: FiinproX, KIS Research

Table 4. Top 10 CWs with the highest net selling by proprietary trading (mn VND)

Ticker	Issuers	Underlying Asset	Net value
CSTB2603	TCX	STB	(2,813)
CSTB2602	TCX	STB	(2,239)
CMBB2603	TCX	MBB	(1,216)
CHPG2604	ACBS	HPG	(1,214)
CVHM2604	LP Bank	VHM	(1,205)
CHPG2606	VPX	HPG	(1,205)
CMWG2601	TCX	MWG	(1,161)
CHDB2602	VPX	HDB	(1,036)
CACB2605	VPX	ACB	(999)
CMWG2522	Maybank	MWG	(995)

Source: FiinproX, KIS Research

Table 5. Top 10 CWs with the highest net buying by proprietary trading (mn VND)

Ticker	Issuers	Underlying Asset	Net value
CSTB2521	SSI	STB	19,683
CHPG2518	ACBS	HPG	6,838
CTCB2507	ACBS	TCB	4,539
CVPB2513	ACBS	VPB	4,258
CHPG2524	SSI	HPG	4,215
CVNM2515	SSI	VNM	3,398
CSTB2604	ACBS	STB	3,238
CMSN2604	SSI	MSN	2,529
CSTB2605	LP Bank	STB	2,364
CSTB2515	ACBS	STB	2,349

Source: FiinproX, KIS Research

Table 6. Covered warrant statistic by VN30 constituent

(VND bn, %, Shares)

Underlying asset	Name	Industry	Market Cap	Foreign ownership	CW number	CW trading value	CW trading volume
ACB	Asia Commercial Bank	Financials	121,995.6	27.5%	13	14.9	18,559,658.0
BCM	Becamex IDC Corp.	Real Estate	57,339.0	1.0%			
BID	BIDV	Financials	293,750.6	16.7%			
BVH	Bao Viet Group	Financials	55,748.4	27.3%			
CTG	VietinBank	Financials	270,289.7	25.3%			
FPT	FPT Corp	Information Technology	129,466.5	32.8%	23	9.8	20,082,703.0
GAS	PetroVietnam Gas	Utilities	194,725.0	2.2%			
GVR	Viet Nam Rubber Group	Materials	130,400.0	0.7%			
HDB	HDBank	Financials	129,636.7	21.8%	5	5.4	4,878,800.0
HPG	Hoa Phat Group	Materials	213,378.0	22.5%	28	43.3	37,031,620.0
MBB	MBBank	Financials	213,054.7	22.9%	17	27.1	15,282,000.0
MSN	Masan Group	Consumer Staples	111,335.5	24.2%	16	12.2	14,591,220.0
MWG	Mobile World Investment	Consumer Discretionary	119,382.8	48.6%	22	34.4	24,926,625.0
SHB	SH Bank	Financials	75,796.1	3.3%	8	7.1	12,003,700.0
SSB	SeABank	Financials	48,649.5	0.2%	4	0.1	373,300.0
PLX	Petrolimex	Energy	51,713.1	14.5%			
LPB	LPBank	Financials	143,240.2	0.8%	5	2.3	1,179,800.0
SAB	SABECO	Consumer Staples	58,292.5	58.5%			
SSI	SSI Securities Corp.	Financials	70,747.2	31.6%			
STB	Sacombank	Financials	126,875.0	12.5%	21	37.5	15,171,000.0
TCB	Techcombank	Financials	226,051.1	22.5%	14	13.5	20,925,800.0
TPB	TPBank	Financials	45,355.7	24.5%	8	5.0	4,385,700.0
VCB	Vietcombank	Financials	494,656.0	20.2%			
VHM	Vinhomes	Real Estate	504,800.9	8.8%	18	26.8	10,321,108.0
VIB	VIBBank	Financials	60,421.1	5.0%	8	6.8	9,947,800.0
VIC	VinGroup	Real Estate	1,232,965.0	3.2%	7	5.3	885,632.0
VJC	Vietjet Air	Industrials	98,680.8	6.4%	3	1.8	2,478,660.0
VNM	Vinamilk	Consumer Staples	131,249.2	49.0%	12	12.4	12,164,150.0
VPB	VPBank	Financials	213,422.5	24.7%	20	15.2	16,411,000.0
VRE	Vincom Retail	Real Estate	62,602.4	11.9%	13	10.6	10,674,626.0

Source: Bloomberg, FiiiproX, KIS Research

Notes: CW: Covered warrant

Table 7. Trading Covered warrant on HSX

(VND, %)

No	CW Code	Covered Warrant			Underlying asset			% Premium	Time to maturity	Last Trading Date	
		Executive ratio	Issue price	Closing price	Underlying	Exercise price	Breakeven price				Closing price
1	CHPG2527	4.0000 : 1	1,000	330	HPG	27,444	29,084	28,450	(3.4)	20	30/04/2026
2	CMSN2518	10.0000 : 1	1,100	410	MSN	89,999	90,699	77,200	(14.5)	20	30/04/2026
3	CSHB2510	1.7460 : 1	1,100	1,020	SHB	13,482	15,228	14,850	(0.1)	20	30/04/2026
4	CSSB2508	4.0000 : 1	1,000	20	SSB	21,666	21,706	16,950	(21.4)	20	30/04/2026
5	CSTB2523	8.0000 : 1	1,100	1,450	STB	56,868	67,828	67,100	(1.6)	20	30/04/2026
6	CVHM2518	8.0000 : 1	1,100	3,800	VHM	90,999	122,999	124,900	(0.2)	20	30/04/2026
7	CVIC2511	4.0000 : 1	1,100	24,800	VIC	56,990	166,510	163,700	(6.6)	20	30/04/2026
8	CVNM2519	9.5597 : 1	1,100	90	VNM	65,961	66,821	62,000	(6.6)	20	30/04/2026
9	CVPB2520	4.0000 : 1	1,000	1,250	VPB	22,222	27,262	27,400	(0.0)	20	30/04/2026
10	CVRE2518	4.0000 : 1	1,100	200	VRE	28,999	30,199	27,650	(8.7)	20	30/04/2026
11	CFPT2531	5.9382 : 1	3,000	80	FPT	113,321	113,796	76,400	(31.9)	27	07/05/2026
12	CSTB2535	3.0000 : 1	3,000	890	STB	71,700	73,860	67,100	(9.7)	27	07/05/2026
13	CVPB2530	1.0000 : 1	3,000	540	VPB	37,800	38,340	27,400	(28.9)	27	07/05/2026
14	CHPG2611	4.0000 : 1	1,000	240	HPG	31,999	33,039	28,450	(14.9)	36	18/05/2026
15	CMSN2607	10.0000 : 1	1,000	120	MSN	94,567	95,767	77,200	(19.0)	36	18/05/2026
16	CSHB2604	1.9731 : 1	1,000	230	SHB	19,138	19,552	14,850	(22.2)	36	18/05/2026
17	CSSB2601	4.0000 : 1	1,000	80	SSB	21,111	21,391	16,950	(20.2)	36	18/05/2026
18	CMSN2519	5.0000 : 1	3,300	570	MSN	86,000	88,950	77,200	(12.8)	36	18/05/2026
19	CMWG2519	5.0000 : 1	2,000	1,280	MWG	75,000	82,100	81,700	(0.8)	36	18/05/2026
20	CVRE2522	2.0000 : 1	4,600	1,360	VRE	25,000	27,780	27,650	(0.7)	36	18/05/2026
21	CFPT2513	11.0965 : 1	1,700	70	FPT	115,234	116,011	76,400	(33.2)	36	18/05/2026
22	CHPG2518	2.4982 : 1	1,700	1,890	HPG	23,316	28,587	28,450	(1.7)	36	18/05/2026
23	CMBB2511	2.2500 : 1	1,800	3,590	MBB	18,750	26,738	26,550	(0.7)	36	18/05/2026
24	CMSN2512	7.0000 : 1	2,200	2,550	MSN	60,000	77,850	77,200	(0.3)	36	18/05/2026
25	CMWG2511	5.9149 : 1	2,400	3,050	MWG	63,092	81,961	81,700	(0.7)	36	18/05/2026
26	CSTB2515	3.0000 : 1	2,900	9,300	STB	40,000	67,630	67,100	(1.3)	36	18/05/2026
27	CTCB2507	2.9226 : 1	2,800	1,470	TCB	27,765	32,149	31,900	(1.9)	36	18/05/2026
28	CTPB2503	1.9063 : 1	1,700	2,200	TPB	12,391	16,680	16,450	(1.9)	36	18/05/2026
29	CVHM2512	4.0000 : 1	2,950	15,750	VHM	58,000	123,600	124,900	(0.7)	36	18/05/2026
30	CVIB2504	1.7565 : 1	1,900	790	VIB	16,687	18,004	17,700	(2.9)	36	18/05/2026
31	CVNM2511	5.7358 : 1	2,200	1,840	VNM	52,579	62,674	62,000	(0.4)	36	18/05/2026
32	CVPB2513	2.0000 : 1	2,500	4,550	VPB	18,000	27,440	27,400	(0.7)	36	18/05/2026
33	CVRE2512	2.0000 : 1	2,900	2,150	VRE	23,500	27,800	27,650	(0.8)	36	18/05/2026
34	CVHM2521	8.0000 : 1	1,100	1,550	VHM	115,678	128,478	124,900	(4.4)	41	21/05/2026
35	CVIC2513	5.0000 : 1	1,100	17,000	VIC	73,500	158,500	163,700	(1.8)	41	21/05/2026
36	CHPG2529	4.0000 : 1	1,000	500	HPG	28,050	30,210	28,450	(7.0)	41	21/05/2026
37	CMWG2517	8.8723 : 1	1,370	960	MWG	76,401	84,918	81,700	(4.1)	41	21/05/2026
38	CVHM2519	7.0000 : 1	1,500	2,800	VHM	108,200	129,900	124,900	(5.5)	41	21/05/2026
39	CACB2518	2.0000 : 1	1,000	280	ACB	26,500	27,080	23,950	(11.7)	42	22/05/2026
40	CDGC2501	8.6229 : 1	1,100	110	DGC	104,433	105,382	54,300	(48.5)	42	22/05/2026
41	CFPT2534	9.8970 : 1	1,000	90	FPT	103,919	104,810	76,400	(26.1)	42	22/05/2026
42	CHDB2510	1.5421 : 1	1,100	860	HDB	25,829	27,309	26,100	(4.4)	42	22/05/2026
43	CHPG2542	2.0000 : 1	1,200	510	HPG	31,000	32,060	28,450	(12.4)	42	22/05/2026
44	CLPB2510	3.0000 : 1	1,800	670	LPB	55,000	57,310	48,300	(15.9)	42	22/05/2026
45	CMBB2524	2.0000 : 1	1,050	1,170	MBB	25,000	27,360	26,550	(2.9)	42	22/05/2026

46	CMSN2523	5.0000 : 1	1,150	290	MSN	87,000	88,450	77,200	(12.3)	42	22/05/2026
47	CMWG2528	5.0000 : 1	1,600	560	MWG	92,000	94,950	81,700	(14.2)	42	22/05/2026
48	CSHB2515	0.9865 : 1	1,650	220	SHB	17,955	18,152	14,850	(16.2)	42	22/05/2026
49	CSTB2538	3.0000 : 1	1,250	4,650	STB	54,500	68,300	67,100	(2.3)	42	22/05/2026
50	CTCB2524	3.0000 : 1	1,150	690	TCB	39,000	39,900	31,900	(21.0)	42	22/05/2026
51	CTPB2511	1.0000 : 1	1,400	290	TPB	19,500	19,810	16,450	(17.4)	42	22/05/2026
52	CVHM2525	6.0000 : 1	1,750	3,390	VHM	107,000	128,000	124,900	(4.1)	42	22/05/2026
53	CVIB2514	1.0000 : 1	1,300	230	VIB	21,000	21,240	17,700	(17.7)	42	22/05/2026
54	CVIC2517	5.0000 : 1	2,450	7,300	VIC	122,500	162,850	163,700	(4.5)	42	22/05/2026
55	CVJC2507	10.0000 : 1	1,000	330	VJC	188,000	191,200	166,600	(12.6)	42	22/05/2026
56	CVNM2524	6.0000 : 1	1,000	370	VNM	65,000	67,400	62,000	(7.4)	42	22/05/2026
57	CVPB2533	2.0000 : 1	1,200	350	VPB	31,500	32,260	27,400	(15.5)	42	22/05/2026
58	CVRE2527	2.0000 : 1	1,050	180	VRE	35,600	35,980	27,650	(23.3)	42	22/05/2026
59	CLPB2601	4.0000 : 1	4,000	2,460	LPB	39,000	49,920	48,300	(3.4)	48	28/05/2026
60	CMSN2602	8.0000 : 1	4,000	1,230	MSN	70,000	80,080	77,200	(3.1)	48	28/05/2026
61	CMWG2606	8.0000 : 1	3,000	470	MWG	85,000	89,080	81,700	(8.6)	48	28/05/2026
62	CSHB2602	1.9731 : 1	4,000	570	SHB	15,291	16,337	14,850	(6.9)	48	28/05/2026
63	CTPB2601	2.0000 : 1	3,000	870	TPB	15,500	17,320	16,450	(5.5)	48	28/05/2026
64	CVIB2602	3.0000 : 1	4,000	780	VIB	16,000	18,280	17,700	(4.4)	48	28/05/2026
65	CVRE2519	4.0000 : 1	1,100	440	VRE	29,999	31,519	27,650	(12.5)	50	01/06/2026
66	CMSN2521	15.0000 : 1	1,000	290	MSN	82,200	86,550	77,200	(10.4)	55	04/06/2026
67	CVIB2512	2.0000 : 1	2,200	440	VIB	19,500	20,340	17,700	(14.1)	55	04/06/2026
68	CVNM2522	9.5597 : 1	1,400	800	VNM	57,836	65,197	62,000	(4.3)	55	04/06/2026
69	CVPB2527	3.0000 : 1	1,400	70	VPB	36,200	36,410	27,400	(25.1)	55	04/06/2026
70	CACB2601	2.0000 : 1	2,900	530	ACB	25,000	26,040	23,950	(8.2)	66	17/06/2026
71	CFPT2601	10.0000 : 1	2,500	180	FPT	99,000	100,600	76,400	(23.0)	66	17/06/2026
72	CHPG2601	4.0000 : 1	1,800	560	HPG	28,000	30,360	28,450	(7.4)	66	17/06/2026
73	CMBB2601	2.0000 : 1	3,000	1,060	MBB	26,000	28,100	26,550	(5.5)	66	17/06/2026
74	CMWG2601	5.0000 : 1	4,400	860	MWG	85,000	89,400	81,700	(8.9)	66	17/06/2026
75	CSTB2601	4.0000 : 1	3,300	5,090	STB	49,000	69,360	67,100	(3.8)	66	17/06/2026
76	CVHM2601	8.0000 : 1	3,700	3,470	VHM	99,000	129,320	124,900	(5.1)	66	17/06/2026
77	CVPB2601	2.0000 : 1	4,100	580	VPB	30,000	31,340	27,400	(13.0)	66	17/06/2026
78	CFPT2521	18.8043 : 1	1,190	150	FPT	121,238	123,306	76,400	(37.1)	70	19/06/2026
79	CHPG2530	3.0000 : 1	1,250	760	HPG	28,600	31,120	28,450	(9.7)	70	19/06/2026
80	CHPG2531	4.0000 : 1	1,000	580	HPG	29,900	32,140	28,450	(12.6)	70	19/06/2026
81	CMWG2516	7.8865 : 1	1,400	1,140	MWG	79,851	89,236	81,700	(8.8)	70	19/06/2026
82	CSTB2524	5.0000 : 1	1,390	3,040	STB	53,900	69,050	67,100	(3.4)	70	19/06/2026
83	CVRE2520	3.0000 : 1	1,500	370	VRE	32,700	33,840	27,650	(18.5)	70	19/06/2026
84	CACB2510	2.0000 : 1	1,800	1,150	ACB	22,500	24,840	23,950	(3.8)	70	19/06/2026
85	CFPT2517	8.6088 : 1	2,300	350	FPT	105,888	108,557	76,400	(28.6)	70	19/06/2026
86	CHPG2524	1.6654 : 1	2,500	2,830	HPG	23,733	28,879	28,450	(2.7)	70	19/06/2026
87	CLPB2503	4.0000 : 1	1,600	3,440	LPB	35,000	49,320	48,300	(2.3)	70	19/06/2026
88	CMBB2516	1.5000 : 1	2,200	4,770	MBB	19,875	27,000	26,550	(1.6)	70	19/06/2026
89	CMSN2516	4.0000 : 1	3,300	2,200	MSN	72,000	81,080	77,200	(4.3)	70	19/06/2026
90	CMWG2515	3.9433 : 1	3,100	4,380	MWG	67,035	84,543	81,700	(3.7)	70	19/06/2026
91	CSTB2521	4.0000 : 1	2,200	4,620	STB	50,000	68,280	67,100	(2.3)	70	19/06/2026
92	CTCB2512	1.9484 : 1	2,800	560	TCB	36,045	37,136	31,900	(15.1)	70	19/06/2026
93	CVHM2516	4.0000 : 1	3,400	11,310	VHM	79,000	126,760	124,900	(3.1)	70	19/06/2026

94	CVIB2508	1.7565 : 1	1,500	1,020	VIB	16,687	18,426	17,700	(5.1)	70	19/06/2026
95	CVNM2515	3.8239 : 1	2,300	1,890	VNM	57,358	64,050	62,000	(2.6)	70	19/06/2026
96	CVPB2516	2.0000 : 1	1,700	3,760	VPB	20,000	27,900	27,400	(2.3)	70	19/06/2026
97	CVRE2516	2.0000 : 1	2,800	1,690	VRE	26,000	29,740	27,650	(7.3)	70	19/06/2026
98	CHPG2523	2.4982 : 1	2,000	1,720	HPG	24,149	28,896	28,450	(2.8)	70	19/06/2026
99	CSTB2519	3.0000 : 1	3,000	5,800	STB	51,000	67,860	67,100	(1.7)	70	19/06/2026
100	CFPT2526	10.0000 : 1	1,800	110	FPT	115,300	116,200	76,400	(33.3)	72	23/06/2026
101	CFPT2526	10.0000 : 1	1,800	110	FPT	115,300	116,200	76,400	(33.3)	72	23/06/2026
102	CHPG2536	2.0000 : 1	2,500	350	HPG	32,900	33,600	28,450	(16.4)	72	23/06/2026
103	CMWG2522	5.0000 : 1	2,500	820	MWG	87,100	91,400	81,700	(10.9)	72	23/06/2026
104	CSTB2530	2.0000 : 1	4,000	2,650	STB	67,800	72,760	67,100	(8.3)	72	23/06/2026
105	CVPB2526	2.0000 : 1	3,200	260	VPB	32,600	33,160	27,400	(17.8)	72	23/06/2026
106	CFPT2524	24.7425 : 1	1,000	110	FPT	117,466	121,177	76,400	(36.0)	72	23/06/2026
107	CHPG2534	4.0000 : 1	1,000	430	HPG	31,111	32,831	28,450	(14.4)	72	23/06/2026
108	CLPB2509	8.0000 : 1	1,000	240	LPB	56,333	58,413	48,300	(17.5)	72	23/06/2026
109	CMSN2520	10.0000 : 1	1,000	250	MSN	97,111	99,611	77,200	(22.1)	72	23/06/2026
110	CSHB2514	1.9731 : 1	1,100	220	SHB	20,400	20,795	14,850	(26.9)	72	23/06/2026
111	CSSB2509	4.0000 : 1	1,000	230	SSB	26,456	27,216	16,950	(37.3)	72	23/06/2026
112	CSTB2527	5.0000 : 1	1,100	1,420	STB	66,555	73,155	67,100	(8.8)	72	23/06/2026
113	CTCB2517	4.8710 : 1	1,100	150	TCB	45,582	46,167	31,900	(31.7)	72	23/06/2026
114	CTPB2510	1.9063 : 1	1,100	450	TPB	24,686	25,544	16,450	(35.9)	72	23/06/2026
115	CVHM2522	8.0000 : 1	1,100	1,620	VHM	117,688	130,488	124,900	(5.9)	72	23/06/2026
116	CVIC2514	5.0000 : 1	1,100	17,300	VIC	74,444	160,944	163,700	(3.3)	72	23/06/2026
117	CVJC2506	10.0000 : 1	1,100	1,570	VJC	167,799	184,299	166,600	(9.3)	72	23/06/2026
118	CVNM2521	9.5597 : 1	1,000	450	VNM	67,300	71,124	62,000	(12.3)	72	23/06/2026
119	CVPB2524	4.0000 : 1	1,100	100	VPB	43,111	43,511	27,400	(37.3)	72	23/06/2026
120	CVRE2524	4.0000 : 1	1,100	210	VRE	35,888	36,808	27,650	(25.1)	72	23/06/2026
121	CFPT2607	5.0000 : 1	4,700	610	FPT	93,000	95,600	76,400	(18.9)	76	25/06/2026
122	CHPG2608	2.0000 : 1	2,900	1,170	HPG	27,000	29,700	28,450	(5.4)	76	25/06/2026
123	CMBB2608	2.0000 : 1	3,100	1,370	MBB	25,000	27,740	26,550	(4.3)	76	25/06/2026
124	CMSN2604	5.0000 : 1	3,700	1,130	MSN	77,000	82,800	77,200	(6.3)	76	25/06/2026
125	CMWG2608	5.0000 : 1	3,800	580	MWG	90,000	93,000	81,700	(12.5)	76	25/06/2026
126	CTCB2604	2.0000 : 1	4,300	740	TCB	34,000	35,480	31,900	(11.1)	76	25/06/2026
127	CVHM2606	5.0000 : 1	4,800	2,360	VHM	135,000	147,800	124,900	(16.9)	76	25/06/2026
128	CVPB2605	2.0000 : 1	3,900	790	VPB	29,000	30,760	27,400	(11.4)	76	25/06/2026
129	CMWG2605	5.0000 : 1	1,468	1,000	MWG	88,000	93,100	81,700	(12.5)	76	25/06/2026
130	CSHB2601	1.9731 : 1	1,468	510	SHB	17,758	18,764	14,850	(18.9)	76	25/06/2026
131	CSTB2605	3.0000 : 1	1,468	3,190	STB	60,000	68,970	67,100	(3.3)	76	25/06/2026
132	CTCB2602	3.0000 : 1	1,468	370	TCB	36,000	37,200	31,900	(15.2)	76	25/06/2026
133	CVPB2604	3.0000 : 1	1,468	440	VPB	30,000	31,470	27,400	(13.4)	76	25/06/2026
134	CFPT2605	10.0000 : 1	5,000	440	FPT	90,000	94,300	76,400	(17.8)	77	26/06/2026
135	CHDB2601	3.0000 : 1	3,000	810	HDB	26,000	28,520	26,100	(8.5)	77	26/06/2026
136	CVHM2605	8.0000 : 1	3,000	1,460	VHM	128,000	141,680	124,900	(13.3)	77	26/06/2026
137	CVRE2601	3.0000 : 1	3,000	500	VRE	35,000	36,380	27,650	(24.2)	77	26/06/2026
138	CMSN2606	10.0000 : 1	2,000	400	MSN	82,000	86,000	77,200	(9.8)	91	10/07/2026
139	CTPB2603	2.0000 : 1	2,000	290	TPB	19,000	19,580	16,450	(16.4)	91	10/07/2026
140	CFPT2520	14.8455 : 1	1,310	100	FPT	130,047	131,383	76,400	(41.0)	100	21/07/2026
141	CHPG2532	3.0000 : 1	1,190	680	HPG	31,200	33,240	28,450	(15.5)	100	21/07/2026

142	CMWG2518	6.9007 : 1	1,370	1,350	MWG	82,611	91,927	81,700	(11.4)	100	21/07/2026
143	CSTB2525	4.0000 : 1	1,500	3,810	STB	57,200	72,440	67,100	(7.9)	100	21/07/2026
144	CTPB2506	1.9063 : 1	1,170	870	TPB	16,871	18,549	16,450	(11.7)	100	21/07/2026
145	CVHM2520	5.0000 : 1	1,500	4,360	VHM	111,900	133,700	124,900	(8.2)	100	21/07/2026
146	CVNM2520	6.6918 : 1	1,250	930	VNM	63,190	69,413	62,000	(10.1)	100	21/07/2026
147	CVPB2522	2.0000 : 1	1,250	2,300	VPB	24,650	29,570	27,400	(7.8)	100	21/07/2026
148	CVPB2521	3.0000 : 1	1,120	2,040	VPB	22,150	28,510	27,400	(4.4)	100	21/07/2026
149	CVRE2521	2.0000 : 1	1,500	690	VRE	35,700	37,060	27,650	(25.6)	100	21/07/2026
150	CACB2605	3.0000 : 1	3,000	1,120	ACB	22,000	25,480	23,950	(6.2)	107	28/07/2026
151	CVNM2602	6.0000 : 1	3,000	1,220	VNM	60,000	67,200	62,000	(7.1)	107	28/07/2026
152	CDGC2601	16.0000 : 1	1,100	500	DGC	76,868	84,868	54,300	(36.0)	128	18/08/2026
153	CHPG2612	4.0000 : 1	1,100	630	HPG	32,999	35,759	28,450	(21.4)	128	18/08/2026
154	CMSN2608	10.0000 : 1	1,100	600	MSN	95,999	102,299	77,200	(24.2)	128	18/08/2026
155	CSHB2605	1.9731 : 1	1,100	620	SHB	19,532	20,815	14,850	(26.9)	128	18/08/2026
156	CSSB2602	4.0000 : 1	1,100	300	SSB	21,399	22,519	16,950	(24.2)	128	18/08/2026
157	CSTB2607	8.0000 : 1	1,100	1,090	STB	69,888	78,448	67,100	(15.0)	128	18/08/2026
158	CTPB2604	2.0000 : 1	1,100	500	TPB	20,688	21,608	16,450	(24.2)	128	18/08/2026
159	CVHM2608	12.0000 : 1	1,100	870	VHM	148,888	160,288	124,900	(23.4)	128	18/08/2026
160	CVIC2601	20.0000 : 1	1,100	1,410	VIC	191,818	220,818	163,700	(29.5)	128	18/08/2026
161	CVJC2601	20.0000 : 1	1,100	540	VJC	219,999	231,199	166,600	(27.7)	128	18/08/2026
162	CVNM2604	10.0000 : 1	1,100	210	VNM	83,979	85,779	62,000	(27.3)	128	18/08/2026
163	CVPB2607	4.0000 : 1	1,100	350	VPB	34,567	36,007	27,400	(24.3)	128	18/08/2026
164	CVRE2602	4.0000 : 1	1,100	620	VRE	38,388	40,828	27,650	(32.4)	128	18/08/2026
165	CLPB2602	4.0000 : 1	3,000	2,300	LPB	45,000	53,360	48,300	(9.7)	142	27/08/2026
166	CMSN2603	8.0000 : 1	4,000	1,120	MSN	80,000	89,120	77,200	(12.9)	142	27/08/2026
167	CMWG2607	8.0000 : 1	3,000	420	MWG	100,000	103,360	81,700	(21.2)	142	27/08/2026
168	CShB2603	1.9731 : 1	3,000	610	SHB	17,264	18,448	14,850	(17.6)	142	27/08/2026
169	CTPB2602	2.0000 : 1	3,000	530	TPB	19,000	20,100	16,450	(18.6)	142	27/08/2026
170	CVIB2603	3.0000 : 1	4,000	530	VIB	20,000	21,560	17,700	(18.9)	142	27/08/2026
171	CACB2514	2.0000 : 1	3,300	790	ACB	27,300	28,940	23,950	(17.4)	147	04/09/2026
172	CFPT2528	7.9176 : 1	3,900	880	FPT	91,151	98,118	76,400	(21.0)	147	04/09/2026
173	CHDB2508	2.3131 : 1	1,900	1,530	HDB	26,986	30,618	26,100	(14.7)	147	04/09/2026
174	CHPG2538	2.0000 : 1	3,400	1,510	HPG	30,100	33,400	28,450	(15.9)	147	04/09/2026
175	CMBB2520	2.0000 : 1	3,100	1,410	MBB	28,700	31,540	26,550	(15.8)	147	04/09/2026
176	CMWG2524	4.0000 : 1	3,800	1,720	MWG	89,300	96,340	81,700	(15.5)	147	04/09/2026
177	CSTB2532	3.0000 : 1	3,400	2,930	STB	68,700	77,310	67,100	(13.7)	147	04/09/2026
178	CTCB2520	2.0000 : 1	3,500	650	TCB	45,100	46,440	31,900	(32.1)	147	04/09/2026
179	CACB2602	2.0000 : 1	3,200	670	ACB	26,000	27,440	23,950	(12.9)	160	17/09/2026
180	CFPT2602	10.0000 : 1	2,900	440	FPT	100,000	104,700	76,400	(26.0)	160	17/09/2026
181	CHPG2602	4.0000 : 1	2,000	790	HPG	29,000	32,240	28,450	(12.8)	160	17/09/2026
182	CMBB2602	2.0000 : 1	3,600	1,660	MBB	26,000	29,260	26,550	(9.2)	160	17/09/2026
183	CMWG2602	5.0000 : 1	5,000	1,350	MWG	87,000	94,200	81,700	(13.6)	160	17/09/2026
184	CSTB2602	4.0000 : 1	3,800	5,290	STB	50,000	70,280	67,100	(5.1)	160	17/09/2026
185	CVHM2602	8.0000 : 1	4,300	4,170	VHM	100,000	136,000	124,900	(9.7)	160	17/09/2026
186	CVPB2602	2.0000 : 1	4,800	1,270	VPB	30,000	32,660	27,400	(16.5)	160	17/09/2026
187	CACB2511	2.0000 : 1	2,000	1,510	ACB	23,000	26,100	23,950	(8.4)	162	21/09/2026
188	CFPT2518	8.6088 : 1	2,600	470	FPT	105,888	110,020	76,400	(29.6)	162	21/09/2026
189	CHPG2525	1.6654 : 1	2,800	3,460	HPG	24,149	30,061	28,450	(6.5)	162	21/09/2026

190	CMBB2517	1.5000 : 1	2,400	4,830	MBB	20,250	27,585	26,550	(3.7)	162	21/09/2026
191	CFPT2608	5.0000 : 1	5,000	720	FPT	96,000	99,650	76,400	(22.2)	168	25/09/2026
192	CHPG2607	2.0000 : 1	3,000	1,520	HPG	28,000	31,220	28,450	(10.0)	168	25/09/2026
193	CMBB2607	2.0000 : 1	3,200	1,590	MBB	26,000	29,220	26,550	(9.1)	168	25/09/2026
194	CMSN2605	5.0000 : 1	4,100	1,680	MSN	79,000	87,100	77,200	(10.9)	168	25/09/2026
195	CMWG2609	5.0000 : 1	4,400	1,340	MWG	90,000	97,000	81,700	(16.1)	168	25/09/2026
196	CTCB2605	2.0000 : 1	4,700	1,230	TCB	35,000	37,400	31,900	(15.7)	168	25/09/2026
197	CVHM2607	5.0000 : 1	5,900	4,040	VHM	135,000	156,600	124,900	(21.6)	168	25/09/2026
198	CVPB2606	2.0000 : 1	4,200	1,270	VPB	30,000	32,700	27,400	(16.6)	168	25/09/2026
199	CFPT2606	10.0000 : 1	5,000	340	FPT	102,000	105,100	76,400	(26.3)	169	28/09/2026
200	CHDB2602	3.0000 : 1	3,000	960	HDB	28,000	30,940	26,100	(15.6)	169	28/09/2026
201	CMBB2606	3.0000 : 1	4,000	1,730	MBB	23,000	28,250	26,550	(6.0)	169	28/09/2026
202	CTCB2603	3.0000 : 1	3,000	620	TCB	36,000	37,920	31,900	(16.9)	169	28/09/2026
203	CACB2516	4.0000 : 1	1,200	340	ACB	28,500	29,780	23,950	(19.7)	185	14/10/2026
204	CFPT2532	11.8764 : 1	1,400	400	FPT	100,950	105,819	76,400	(26.8)	185	14/10/2026
205	CHPG2540	4.0000 : 1	1,400	730	HPG	31,000	34,000	28,450	(17.4)	185	14/10/2026
206	CMBB2522	4.0000 : 1	1,300	790	MBB	29,000	32,320	26,550	(17.8)	185	14/10/2026
207	CMWG2526	8.0000 : 1	2,100	1,330	MWG	91,000	101,240	81,700	(19.6)	185	14/10/2026
208	CSTB2536	6.0000 : 1	2,300	2,200	STB	64,000	76,780	67,100	(13.1)	185	14/10/2026
209	CTCB2522	4.0000 : 1	2,000	330	TCB	44,500	45,860	31,900	(31.2)	185	14/10/2026
210	CVHM2523	8.0000 : 1	3,000	3,180	VHM	140,000	166,640	124,900	(26.3)	185	14/10/2026
211	CVIC2515	4.0000 : 1	3,000	14,210	VIC	122,500	183,140	163,700	(15.0)	185	14/10/2026
212	CVPB2531	4.0000 : 1	1,900	730	VPB	34,000	37,120	27,400	(26.6)	185	14/10/2026
213	CVRE2525	4.0000 : 1	2,100	370	VRE	48,000	49,520	27,650	(44.3)	185	14/10/2026
214	CHPG2604	3.0000 : 1	2,000	740	HPG	29,000	31,430	28,450	(10.6)	195	22/10/2026
215	CMBB2604	3.0000 : 1	2,000	960	MBB	27,000	29,910	26,550	(11.2)	195	22/10/2026
216	CMWG2604	7.0000 : 1	2,400	1,190	MWG	85,000	93,540	81,700	(13.0)	195	22/10/2026
217	CSTB2604	5.0000 : 1	2,400	2,110	STB	60,000	70,300	67,100	(5.1)	195	22/10/2026
218	CTCB2601	4.0000 : 1	2,000	560	TCB	37,000	39,320	31,900	(19.8)	195	22/10/2026
219	CMSN2522	15.0000 : 1	1,200	720	MSN	93,900	104,550	77,200	(25.8)	238	04/12/2026
220	CVIB2513	2.0000 : 1	2,700	1,180	VIB	21,000	23,440	17,700	(25.4)	238	04/12/2026
221	CVNM2523	9.5597 : 1	1,700	1,370	VNM	60,322	73,228	62,000	(14.8)	238	04/12/2026
222	CVPB2528	3.0000 : 1	1,700	940	VPB	37,300	40,240	27,400	(32.3)	238	04/12/2026
223	CACB2603	2.0000 : 1	3,600	990	ACB	26,000	27,800	23,950	(14.0)	251	17/12/2026
224	CFPT2603	10.0000 : 1	3,300	690	FPT	102,000	109,000	76,400	(28.9)	251	17/12/2026
225	CHPG2603	4.0000 : 1	2,300	1,090	HPG	29,000	33,280	28,450	(15.6)	251	17/12/2026
226	CMBB2603	2.0000 : 1	3,900	1,760	MBB	27,000	30,520	26,550	(13.0)	251	17/12/2026
227	CMWG2603	5.0000 : 1	5,600	1,970	MWG	88,000	98,050	81,700	(17.0)	251	17/12/2026
228	CSTB2603	4.0000 : 1	4,200	5,540	STB	51,000	72,440	67,100	(7.9)	251	17/12/2026
229	CVHM2603	8.0000 : 1	4,800	4,990	VHM	102,000	142,960	124,900	(14.1)	251	17/12/2026
230	CVPB2603	2.0000 : 1	5,300	1,610	VPB	31,000	34,360	27,400	(20.7)	251	17/12/2026
231	CACB2604	2.0000 : 1	2,168	940	ACB	26,000	27,940	23,950	(14.5)	258	24/12/2026
232	CFPT2604	10.0000 : 1	2,168	770	FPT	96,000	103,800	76,400	(25.3)	258	24/12/2026
233	CHPG2605	2.0000 : 1	2,168	2,120	HPG	27,000	31,600	28,450	(11.1)	258	24/12/2026
234	CMBB2605	2.0000 : 1	2,168	1,740	MBB	27,000	30,480	26,550	(12.9)	258	24/12/2026
235	CMSN2601	5.0000 : 1	2,168	2,190	MSN	80,000	91,000	77,200	(14.7)	258	24/12/2026
236	CVHM2604	10.0000 : 1	2,168	3,300	VHM	106,000	141,000	124,900	(12.9)	258	24/12/2026
237	CVIB2601	2.0000 : 1	2,168	1,200	VIB	18,000	20,380	17,700	(14.2)	258	24/12/2026

238	CVNM2601	5.0000 : 1	2,168	1,520	VNM	64,000	71,250	62,000	(12.4)	258	24/12/2026
239	CHPG2606	3.0000 : 1	3,000	1,730	HPG	26,000	31,550	28,450	(10.9)	260	28/12/2026
240	CACB2606	4.0000 : 1	1,900	650	ACB	25,000	27,760	23,950	(13.9)	269	06/01/2027
241	CFPT2609	16.0000 : 1	1,900	490	FPT	98,500	106,340	76,400	(27.1)	269	06/01/2027
242	CHPG2609	4.0000 : 1	2,100	1,170	HPG	27,000	32,080	28,450	(12.4)	269	06/01/2027
243	CMBB2609	4.0000 : 1	1,900	680	MBB	29,500	32,260	26,550	(17.7)	269	06/01/2027
244	CMWG2610	8.0000 : 1	3,000	670	MWG	102,000	107,600	81,700	(24.3)	269	06/01/2027
245	CSTB2606	5.0000 : 1	3,000	2,460	STB	66,000	77,750	67,100	(14.2)	269	06/01/2027
246	CTCB2606	4.0000 : 1	2,600	530	TCB	39,500	41,620	31,900	(24.2)	269	06/01/2027
247	CVNM2603	8.0000 : 1	2,400	970	VNM	64,000	71,440	62,000	(12.7)	269	06/01/2027
248	CHPG2610	4.0000 : 1	2,000	850	HPG	29,500	33,380	28,450	(15.8)	275	12/01/2027
249	CACB2517	4.0000 : 1	1,300	510	ACB	29,000	30,960	23,950	(22.8)	279	14/01/2027
250	CFPT2533	11.8764 : 1	1,500	580	FPT	104,908	111,796	76,400	(30.7)	279	14/01/2027
251	CHPG2541	4.0000 : 1	1,500	860	HPG	33,000	36,440	28,450	(22.9)	279	14/01/2027
252	CMBB2523	4.0000 : 1	1,400	1,030	MBB	30,000	34,240	26,550	(22.4)	279	14/01/2027
253	CMWG2527	8.0000 : 1	2,200	1,650	MWG	95,000	107,880	81,700	(24.5)	279	14/01/2027
254	CSTB2537	6.0000 : 1	2,500	2,650	STB	65,000	80,900	67,100	(17.5)	279	14/01/2027
255	CTCB2523	4.0000 : 1	2,200	570	TCB	45,500	47,740	31,900	(34.0)	279	14/01/2027
256	CVHM2524	8.0000 : 1	3,000	4,060	VHM	147,000	180,280	124,900	(31.9)	279	14/01/2027
257	CVIC2516	4.0000 : 1	3,000	15,800	VIC	125,000	192,480	163,700	(19.2)	279	14/01/2027
258	CVPB2532	4.0000 : 1	2,000	1,000	VPB	35,000	39,080	27,400	(30.2)	279	14/01/2027
259	CVRE2526	4.0000 : 1	2,300	650	VRE	49,500	52,100	27,650	(47.1)	279	14/01/2027
260	CACB2515	2.0000 : 1	3,900	1,280	ACB	31,800	34,380	23,950	(30.5)	328	04/03/2027
261	CFPT2529	7.9176 : 1	4,700	1,160	FPT	105,799	114,983	76,400	(32.6)	328	04/03/2027
262	CHDB2509	2.3131 : 1	2,200	2,570	HDB	28,682	34,742	26,100	(24.8)	328	04/03/2027
263	CHPG2539	2.0000 : 1	4,000	2,250	HPG	34,300	38,920	28,450	(27.8)	328	04/03/2027
264	CMBB2521	2.0000 : 1	3,700	2,150	MBB	32,400	36,800	26,550	(27.8)	328	04/03/2027
265	CMWG2525	4.0000 : 1	4,500	4,010	MWG	82,000	98,440	81,700	(17.3)	328	04/03/2027
266	CSTB2533	3.0000 : 1	4,000	4,790	STB	71,000	85,220	67,100	(21.7)	328	04/03/2027
267	CTCB2521	2.0000 : 1	4,200	2,220	TCB	42,600	47,400	31,900	(33.5)	328	04/03/2027

Source: Bloomberg, FiinproX, KIS Research

CW: Covered warrant, Sort by Last trading day

Global Disclaimer

■ General

This research report and marketing materials for Vietnamese securities are originally prepared and issued by the Research Center of KIS Vietnam Securities Corp., an organization licensed with the State Securities Commission of Vietnam. The analyst(s) who participated in preparing and issuing this research report and marketing materials is/are licensed and regulated by the State Securities Commission of Vietnam in Vietnam only. This report and marketing materials are copyrighted and may not be copied, redistributed, forwarded or altered in any way without the consent of KIS Vietnam Securities Corp..

This research report and marketing materials are for information purposes only. They are not and should not be construed as an offer or solicitation of an offer to purchase or sell any securities or other financial instruments or to participate in any trading strategy. This research report and marketing materials do not provide individually tailored investment advice. This research report and marketing materials do not take into account individual investor circumstances, objectives or needs, and are not intended as recommendations of particular securities, financial instruments or strategies to any particular investor. The securities and other financial instruments discussed in this research report and marketing materials may not be suitable for all investors. The recipient of this research report and marketing materials must make their own independent decisions regarding any securities or financial instruments mentioned herein and investors should seek the advice of a financial adviser. KIS Vietnam Securities Corp. does not undertake that investors will obtain any profits, nor will it share with investors any investment profits. KIS Vietnam Securities Corp., its affiliates, or their affiliates and directors, officers, employees or agents of each of them disclaim any and all responsibility or liability whatsoever for any loss (director consequential) or damage arising out of the use of all or any part of this report or its contents or otherwise arising in connection therewith. Information and opinions contained herein are subject to change without notice and may differ or be contrary to opinions expressed by other business areas or KIS Vietnam Securities Corp. The final investment decision is based on the client's judgment, and this research report and marketing materials cannot be used as evidence in any legal dispute related to investment decisions.

■ Country-specific disclaimer

United States: This report is distributed in the U.S. by Korea Investment & Securities America, Inc., a member of FINRA/SIPC, and is only intended for major U.S. institutional investors as defined in Rule 15a-6(a)(2) under the U.S. Securities Exchange Act of 1934. All U.S. persons that receive this document by their acceptance thereof represent and warrant that they are a major U.S. institutional investor and have not received this report under any express or implied understanding that they will direct commission income to Korea Investment & Securities, Co., Ltd. or its affiliates. Pursuant to Rule 15a-6(a)(3), any U.S. recipient of this document wishing to effect a transaction in any securities discussed herein should contact and place orders with Korea Investment & Securities America, Inc., which accepts responsibility for the contents of this report in the U.S. The securities described in this report may not have been registered under the U.S. Securities Act of 1933, as amended, and, in such case, may not be offered or sold in the U.S. or to U.S. person absent registration or an applicable exemption from the registration requirement.

United Kingdom: This report is not an invitation nor is it intended to be an inducement to engage in investment activity for the purpose of section 21 of the Financial Services and Markets Act 2000 of the United Kingdom ("FSMA"). To the extent that this report does constitute such an invitation or inducement, it is directed only at (i) persons who are investment professionals within the meaning of Article 19(5) of the Financial Services and Markets Act 2000 (Financial Promotion) Order 2005 (as amended) of the United Kingdom (the "Financial Promotion Order"); (ii) persons who fall within Articles 49(2)(a) to (d) ("high net worth companies, unincorporated associations etc.") of the Financial Promotion Order; and (iii) any other persons to whom this report can, for the purposes of section 21 of FSMA, otherwise lawfully be made (all such persons together being referred to as "relevant persons"). Any investment or investment activity to which this report relates is available only to relevant persons and will be engaged in only with relevant persons. Persons who are not relevant persons must not act or rely on this report.

Hong Kong: This research report and marketing materials may be distributed in Hong Kong to institutional clients by Korea Investment & Securities Asia Limited (KISA), a Hong Kong representative subsidiary of Korea Investment & Securities Co., Ltd., and may not otherwise be distributed to any other party. KISA provides equity sales service to institutional clients in Hong Kong for Korean securities under its sole discretion, and is thus solely responsible for provision of the aforementioned equity selling activities in Hong Kong. All requests by and correspondence with Hong Kong investors involving securities discussed in this report and marketing materials must be effected through KISA, which is registered with The Securities & Futures Commission (SFC) of Hong Kong. Korea Investment & Securities Co., Ltd. is not a registered financial institution under Hong Kong's SFC.

Singapore: This report is provided pursuant to the financial advisory licensing exemption under Regulation 27(1)(e) of the Financial Advisers Regulation of Singapore and accordingly may only be provided to persons in Singapore who are "institutional investors" as defined in Section 4A of the Securities and Futures Act, Chapter 289 of Singapore. This report is intended only for the person to whom Korea Investment & Securities Co., Ltd. has provided this report and such person may not send, forward or transmit in any way this report or any copy of this report to any other person. Please contact Korea Investment & Securities Singapore Pte Ltd in respect of any matters arising from, or in connection with, the analysis or report (Contact Number: 65 6501 5600).

Copyright © 2026 KIS Vietnam Securities Corp. All rights reserved. No part of this report may be reproduced or distributed in any manner without permission of KIS Vietnam Securities Corp.