

14 Apr 2026

Late-session buying demand

VN30 performance

The VN30Index posted a slight decline of 0.13% to 1,925 points. Selling pressure appeared on GVR (-3.12%), LPB (-2.74%), SHB (-2.60%), and FPT (-2.19%). On the upside, capital flow concentrated in VIC (+5.47%), VIB (+1.72%), and VHM (+1.49%).

VN30 Future chart: Late-session buying demand

The market continued its accumulation phase, with price movement confined to a narrow range. Notably, buying demand at lower price levels helped significantly narrow the decline during the session. Although liquidity declined, this served as a positive signal that provided confirmation of the current accumulation phase.

In addition, the market continued to imply a short-term uptrend, as the contract closed above both the 10-period and 20-period moving averages, with the 10-period moving average crossing above the 20-period moving average.

In the next session, the 1,940-1,960 point range acts as strong short-term resistance, a zone that also coincides with the 50-period and 100-period moving averages. Meanwhile, the 1,850-1,880 point range serves as strong support, a zone that coincides with the 10-period and 20-period moving averages.

Technical strategy

The uptrend remained intact despite the current accumulation phase. Traders may monitor short-term reversal signals as an opportunity to re-enter long positions.

Table 1. Future statistics

(points, %, contracts)

	Close Price	% chg.	Trading Volume	Open Interest	Fair Value	Expire Date
VN30 Index	1,925.7	-0.1				
VN30F1M	1,932.2	0.1	224,004.0	35,228.0	1,927.2	4/16/2026
VN30F2M	1,935.0	0.1	2,722.0	2,585.0	1,937.6	5/21/2026
VN30F1Q	1,931.9	0.1	336.0	1,961.0	1,941.9	6/18/2026
VN30F2Q	1,921.1	-0.1	18.0	307.0	1,972.1	9/17/2026

Source: Bloomberg, KIS

Research Dept

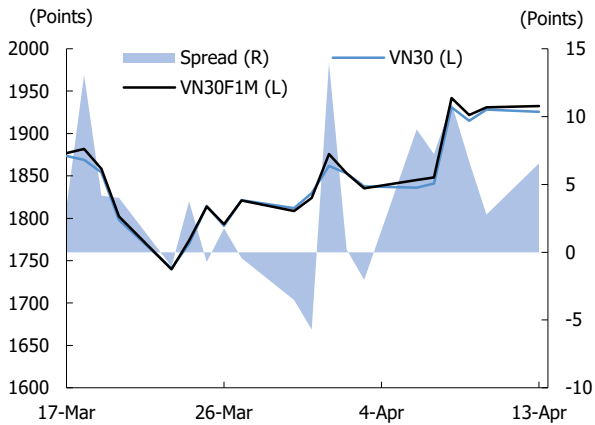
Researchdept@kisvn.vn

Figure 1. VN30F1M Generics daily chart



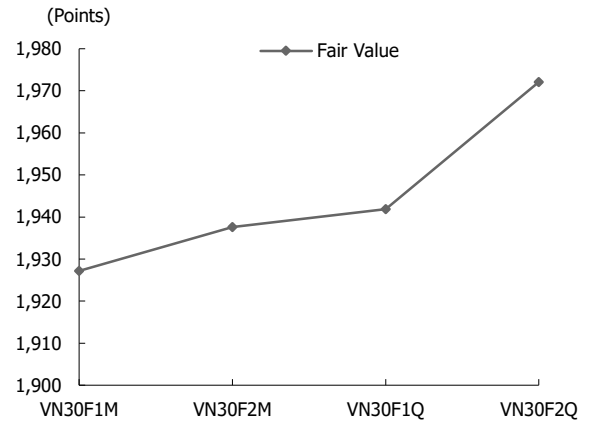
Source: Bloomberg, KIS Research

Figure 2. Basis spread



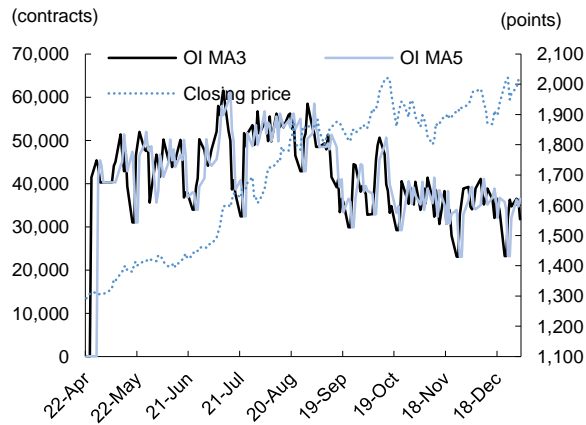
Source: Bloomberg, KIS Research

Figure 3. Future price curve



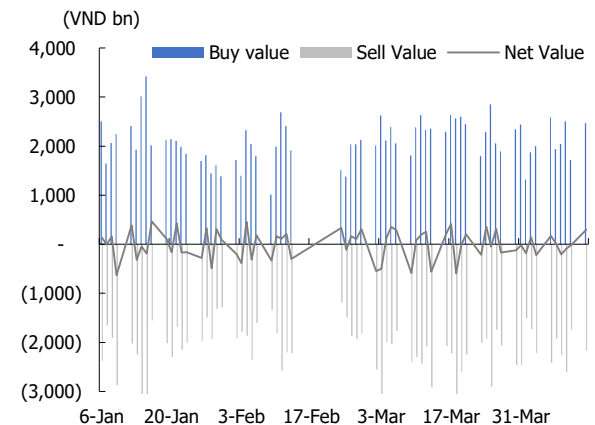
Source: Bloomberg, KIS Research

Figure 4. Open interest pattern



Source: Bloomberg, KIS Research

Figure 5. Daily foreign net buy / sell



Source: Bloomberg, KIS Research

Table 2. VN30 constituent statistics

(VND bn, %, VND, %, x, '000000 shares)

Quote	Name	Industry	Market Cap	Index Weight	Current Price	1D chg	PER	PBR	3M. Vol	Foreign Owned
ACB	Asia Commercial Bank	Banks	121,995.6	2.1	23,750	-0.4	7.8	1.3	14.4	27.2
BID	BIDV	Banks	293,750.6	5.1	40,350	-1.1	9.5	1.7	10.0	17.3
CTG	VietinBank	Banks	270,289.7	4.7	34,800	-0.6	7.8	1.5	13.8	25.4
DGC	Ducgiang Chemicals	Chemicals	20,622.0	0.4	54,300	0.6	7.3	1.4	5.6	6.4
FPT	FPT Corp	Technology	129,466.5	2.3	76,000	-2.2	13.8	3.5	12.5	38.8
GAS	PetroVietnam Gas	Utilities	194,725.0	3.4	80,700	0.0	17.1	2.9	3.4	2.3
GVR	Viet Nam Rubber Group	Chemicals	130,400.0	2.3	32,600	-3.1	23.7	2.3	6.6	0.7
HDB	HDBank	Banks	129,636.7	2.3	25,900	-1.0	7.1	1.7	16.3	22.9
HPG	Hoa Phat Group	Basic Resources	213,378.0	3.7	27,800	-0.7	13.8	1.7	45.3	20.9
LPB	LPBank	Banks	143,240.2	2.5	47,950	-2.7	12.5	3.0	1.8	0.8
MBB	MBBank	Banks	213,054.7	3.7	26,450	-0.9	8.0	1.6	26.6	23.2
MSN	Masan Group	Food & Beverage	111,335.5	1.9	77,000	-1.3	28.5	3.3	7.4	23.1
MWG	Mobile World Investment	Retail	119,382.8	2.1	81,300	-0.2	17.0	3.7	8.1	47.5
PLX	Petrolimex	Oil & Gas	51,713.1	0.9	40,700	-1.1	20.6	2.0	8.1	15.2
SAB	SABECO	Food & Beverage	58,292.5	1.0	45,450	-0.8	13.6	2.8	1.4	58.4
SHB	SHB	Banks	75,796.1	1.3	15,000	-2.6	5.8	1.0	66.4	3.5
SSB	SeABank	Banks	48,649.5	0.8	17,100	-0.3	9.1	1.2	2.1	0.2
SSI	SSI Securities	Financial Services	70,747.2	1.2	28,400	-0.7	15.2	2.0	35.9	32.4
STB	Sacombank	Banks	126,875.0	2.2	67,300	0.6	21.4	2.1	11.6	14.7
TCB	Techcombank	Banks	226,051.1	3.9	31,900	-1.1	8.9	1.3	13.2	22.5
TPB	TPBank	Banks	45,355.7	0.8	16,350	0.3	6.1	1.1	12.8	25.0
VCB	Vietcombank	Banks	494,656.0	8.6	59,200	-1.0	14.1	2.2	10.5	20.8
VHM	Vinhomes	Real Estate	504,800.9	8.8	122,900	1.5	12.0	2.1	6.8	8.1
VIB	VIBBank	Banks	60,421.1	1.1	17,750	1.7	8.3	1.3	6.4	4.8
VIC	VinGroup	Real Estate	1,232,965.0	21.5	160,000	5.5	105.9	8.3	4.7	2.8
VJC	Vietjet Air	Travel & Leisure	98,680.8	1.7	166,800	-0.1	44.3	4.0	1.3	6.6
VNM	Vinamilk	Food & Beverage	131,249.2	2.3	62,800	0.0	15.6	4.3	7.8	50.4
VPB	VPBank	Banks	213,422.5	3.7	26,900	-1.5	8.9	1.3	19.5	24.9
VPL	Vinpearl Jsc	Travel & Leisure	143,822.7	2.5	80,200	-1.0		4.0	0.7	1.0
VRE	Vincom Retail	Real Estate	62,602.4	1.1	27,550	0.2	9.7	1.3	7.1	11.7

Source: Bloomberg, KIS Research

Global Disclaimer

■ General

This research report and marketing materials for Vietnamese securities are originally prepared and issued by the Research Center of KIS Vietnam Securities Corp., an organization licensed with the State Securities Commission of Vietnam. The analyst(s) who participated in preparing and issuing this research report and marketing materials is/are licensed and regulated by the State Securities Commission of Vietnam in Vietnam only. This report and marketing materials are copyrighted and may not be copied, redistributed, forwarded or altered in any way without the consent of KIS Vietnam Securities Corp..

This research report and marketing materials are for information purposes only. They are not and should not be construed as an offer or solicitation of an offer to purchase or sell any securities or other financial instruments or to participate in any trading strategy. This research report and marketing materials do not provide individually tailored investment advice. This research report and marketing materials do not take into account individual investor circumstances, objectives or needs, and are not intended as recommendations of particular securities, financial instruments or strategies to any particular investor. The securities and other financial instruments discussed in this research report and marketing materials may not be suitable for all investors. The recipient of this research report and marketing materials must make their own independent decisions regarding any securities or financial instruments mentioned herein and investors should seek the advice of a financial adviser. KIS Vietnam Securities Corp. does not undertake that investors will obtain any profits, nor will it share with investors any investment profits. KIS Vietnam Securities Corp., its affiliates, or their affiliates and directors, officers, employees or agents of each of them disclaim any and all responsibility or liability whatsoever for any loss (director consequential) or damage arising out of the use of all or any part of this report or its contents or otherwise arising in connection therewith. Information and opinions contained herein are subject to change without notice and may differ or be contrary to opinions expressed by other business areas of KIS Vietnam Securities Corp. The final investment decision is based on the client's judgment, and this research report and marketing materials cannot be used as evidence in any legal dispute related to investment decisions.

■ Country-specific disclaimer

United States: This report is distributed in the U.S. by Korea Investment & Securities America, Inc., a member of FINRA/SIPC, and is only intended for major U.S. institutional investors as defined in Rule 15a-6(a)(2) under the U.S. Securities Exchange Act of 1934. All U.S. persons that receive this document by their acceptance thereof represent and warrant that they are a major U.S. institutional investor and have not received this report under any express or implied understanding that they will direct commission income to Korea Investment & Securities, Co., Ltd. or its affiliates. Pursuant to Rule 15a-6(a)(3), any U.S. recipient of this document wishing to effect a transaction in any securities discussed herein should contact and place orders with Korea Investment & Securities America, Inc., which accepts responsibility for the contents of this report in the U.S. The securities described in this report may not have been registered under the U.S. Securities Act of 1933, as amended, and, in such case, may not be offered or sold in the U.S. or to U.S. person absent registration or an applicable exemption from the registration requirement.

United Kingdom: This report is not an invitation nor is it intended to be an inducement to engage in investment activity for the purpose of section 21 of the Financial Services and Markets Act 2000 of the United Kingdom ("FSMA"). To the extent that this report does constitute such an invitation or inducement, it is directed only at (i) persons who are investment professionals within the meaning of Article 19(5) of the Financial Services and Markets Act 2000 (Financial Promotion) Order 2005 (as amended) of the United Kingdom (the "Financial Promotion Order"); (ii) persons who fall within Articles 49(2)(a) to (d) ("high net worth companies, unincorporated associations etc.") of the Financial Promotion Order; and (iii) any other persons to whom this report can, for the purposes of section 21 of FSMA, otherwise lawfully be made (all such persons together being referred to as "relevant persons"). Any investment or investment activity to which this report relates is available only to relevant persons and will be engaged in only with relevant persons. Persons who are not relevant persons must not act or rely on this report.

Hong Kong: This research report and marketing materials may be distributed in Hong Kong to institutional clients by Korea Investment & Securities Asia Limited (KISA), a Hong Kong representative subsidiary of Korea Investment & Securities Co., Ltd., and may not otherwise be distributed to any other party. KISA provides equity sales service to institutional clients in Hong Kong for Korean securities under its sole discretion, and is thus solely responsible for provision of the aforementioned equity selling activities in Hong Kong. All requests by and correspondence with Hong Kong investors involving securities discussed in this report and marketing materials must be effected through KISA, which is registered with The Securities & Futures Commission (SFC) of Hong Kong. Korea Investment & Securities Co., Ltd. is not a registered financial institution under Hong Kong's SFC.

Singapore: This report is provided pursuant to the financial advisory licensing exemption under Regulation 27(1)(e) of the Financial Advisers Regulation of Singapore and accordingly may only be provided to persons in Singapore who are "institutional investors" as defined in Section 4A of the Securities and Futures Act, Chapter 289 of Singapore. This report is intended only for the person to whom Korea Investment & Securities Co., Ltd. has provided this report and such person may not send, forward or transmit in any way this report or any copy of this report to any other person. Please contact Korea Investment & Securities Singapore Pte Ltd in respect of any matters arising from, or in connection with, the analysis or report (Contact Number: 65 6501 5600).

Copyright © 2026 KIS Vietnam Securities Corp. All rights reserved. No part of this report may be reproduced or distributed in any manner without permission of KIS Vietnam Securities Corp.