

# Trading activity continued to improve

In 7W25, trading activity picked up as liquidity continued to improve. Specifically, the trading volume and value of the CWs market recorded 243.9 million CWs/VND195.6bn, up 9.0%/2.7% WoW, respectively. Additionally, foreign were still selling with a net value of VND0.8bn.

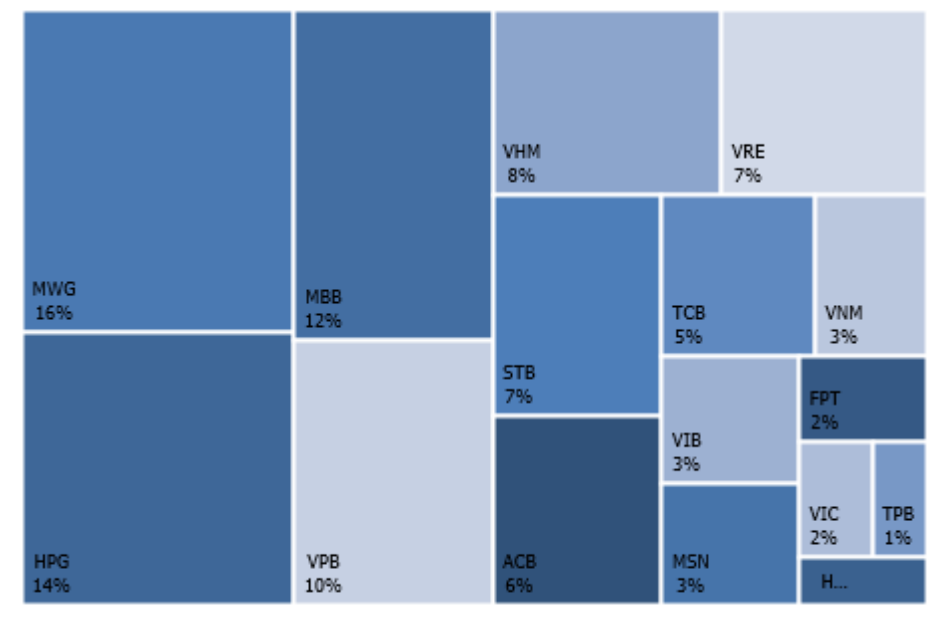
With trading value by an underlying asset, the CWs that MWG and HPG as the underlying asset attracted the most trading interest, recording 30% of total trading volume. Following them were warrants based on stocks such as MBB, VPB, VHM, STB, VRE, and ACB.

For CWs with a maturity period of over one month, an increase was observed in CVIB2407 (+2.4%), CSTB2402 (+2.3%), CTCB2502 (+1.8%), and CHPG2409 (+1.5%). On the other hand, decline was observe in CSTB2503 (-3.3%), CMWG2502 (-2.9%), and CMBB2402 (-0.5%).

Over the past week, warrant trading activity continued its upward momentum, buoyed by supportive capital flows and an increase in newly issued warrants. However, alongside these positive indicators, investors should remain cautious, as the majority of warrants are still trending downward, implying that risks remain present.

*Note: The covered warrant market is commonly used for short-term trading which means volatility level is extremely high. Notably, covered warrant has the positive correlation with its underlying, the short-term fluctuation in the underlying price could lead to the big move in covered warrant.*

**Figure 1. CW trading value by underlying asset**



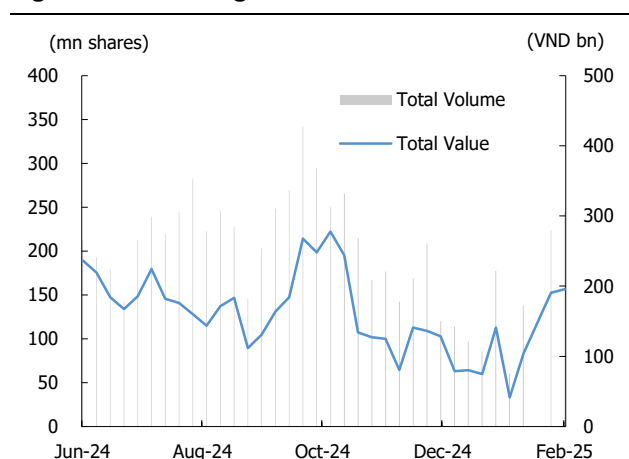
Source: FiinPro, KIS

**Table 1. Weekly market overview**

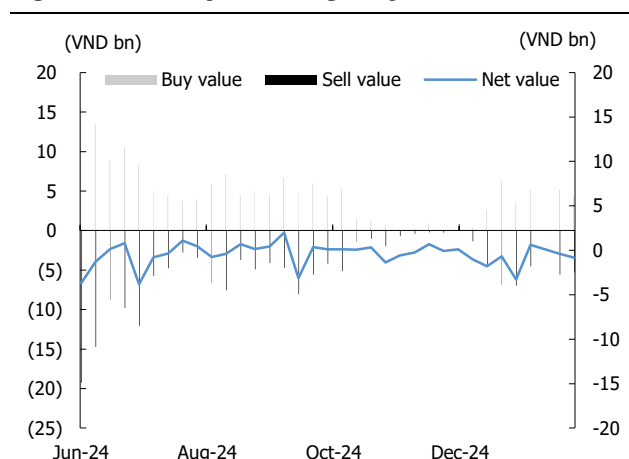
Number of CW	170
Trading volume (mn shares)	243
Trading value (VND bn)	196
Increasing CW	17
Decreasing CW	81
Unchanged CW	72

Source: Fiinpro, KIS

**KIS Research**  
Researchdept@kisvn.vn

**Figure 2. CW trading value and volume**

Source: FiinPro, KIS

**Figure 3. Weekly net foreign buy/sell**

Source: FiinPro, KIS

**Table 3. Top 10 foreign net buys**

(VND, %WoW, VND bn)

Ticker	Last Trading Date	Price	% Chg	Buy	Sell	Net
CMBB2402	19/05/2025	1,860	(0.5)	0.35	(0.0)	0.35
CVNM2408	26/03/2025	100	25.0	0.18	(0.02)	0.16
CSHB2403	26/06/2025	300	(6.3)	0.59	(0.45)	0.14
CSSB2401	26/03/2025	210	16.7	0.26	(0.16)	0.10
CVIC2406	26/03/2025	110	0.0	0.04	(0.00)	0.04
CVJC2401	26/03/2025	90	0.0	0.03	(0.00)	0.03
CVRE2409	26/03/2025	70	(22.2)	0.04	(0.01)	0.03
CHPG2411	26/03/2025	90	(10.0)	0.04	(0.02)	0.02
CMWG2410	26/06/2025	210	0.0	0.25	(0.23)	0.01
CSTB2413	26/06/2025	1,000	(2.9)	0.22	(0.22)	0.01

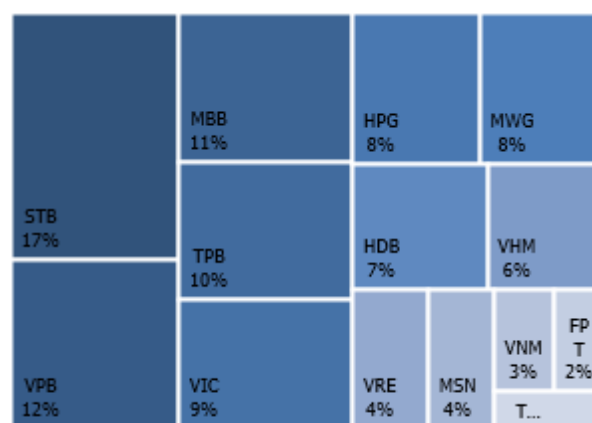
Source: FiinPro, KIS

**Table 2. Top 10 trading value**

(VND, %WoW, VND bn)

Ticker	Last Trading Date	Price	% Chg	Trading value
CMBB2402	19/05/2025	1,860	(0.5)	15.5
CSTB2402	19/05/2025	3,150	2.3	12.7
CMBB2407	31/10/2025	1,540	2.0	12.7
CTCB2502	22/05/2025	1,730	1.8	11.6
CMWG2502	22/05/2025	680	(2.9)	10.2
CSTB2503	22/05/2025	2,640	(3.3)	8.5
CHPG2409	31/10/2025	1,340	1.5	7.4
CHPG2407	24/04/2025	510	2.0	6.9
CMWG2504	24/03/2026	1,610	0.0	5.6
CVIB2407	31/10/2025	2,130	2.4	5.6

Source: FiinPro, KIS

**Figure 4. Foreign trading by underlying asset**

Source: FiinPro, KIS

**Table 4. Top 10 foreign net sells**

(VND, %WoW, VND bn)

Ticker	Last Trading Date	Price	% Chg	Buy	Sell	Net
CHDB2401	26/03/2025	200	0.0	0.08	(0.45)	(0.37)
CSTB2412	26/03/2025	570	(1.7)	0.31	(0.56)	(0.25)
CVRE2410	26/06/2025	140	0.0	0.03	(0.26)	(0.24)
CTPB2404	26/03/2025	190	(9.5)	0.03	(0.18)	(0.15)
CFPT2407	26/06/2025	950	35.7	0.00	(0.14)	(0.14)
CSHB2402	26/03/2025	200	0.0	0.19	(0.32)	(0.13)
CMSN2408	26/06/2025	200	(13.0)	0.06	(0.18)	(0.12)
CHPG2412	26/06/2025	270	0.0	0.21	(0.33)	(0.11)
CTCB2406	26/06/2025	400	0.0	0.03	(0.11)	(0.08)
CVPB2412	26/06/2025	340	0.0	0.33	(0.40)	(0.07)

Source: FiinPro, KIS

Table 5. Covered warrant statistic by VN30 constituent

(VND bn, %, Shares)

Underlying asset	Name	Industry	Market Cap	Foreign ownership	CW number	CW market cap	CW trading value	CW trading volume
ACB	Asia Commercial Bank	Financials	115,016.4	30.0%	5	20,450.0	9.9	13,973,200.0
BCM	Becamex IDC Corp.	Real Estate	72,553.5	2.2%				
BID	BIDV	Financials	280,384.0	16.8%				
BVH	Bao Viet Group	Financials	40,382.4	26.5%				
CTG	VietinBank	Financials	217,753.2	26.9%				
FPT	FPT Corp	Information Technology	213,157.9	44.6%	11	13,735.0	6.8	4,731,744.0
GAS	PetroVietnam Gas	Utilities	158,599.0	1.7%				
GVR	Viet Nam Rubber Group	Materials	121,400.0	0.3%				
HDB	HDBank	Financials	79,862.1	17.5%	2	6,550.0	0.6	2,640,200.0
HPG	Hoa Phat Group	Materials	166,942.1	21.5%	16	22,900.0	20.4	32,284,910.0
MBB	MBBank	Financials	139,436.9	23.2%	13	34,650.0	38.0	28,694,200.0
MSN	Masan Group	Consumer Staples	97,951.7	25.6%	9	21,330.0	3.8	7,301,900.0
MWG	Mobile World Investment	Consumer Discretionary	80,673.9	45.2%	12	21,030.0	25.1	38,263,100.0
SHB	SH Bank	Financials	39,554.1	2.9%	4	4,500.0		
SSB	SeABank	Financials	55,282.5	0.2%	1			
PLX	Petrolimex	Energy	53,809.6	17.4%				
POW	PV Power	Utilities	28,453.7	3.6%				
SAB	SABECO	Consumer Staples	66,180.2	60.6%				
SSI	SSI Securities Corp.	Financials	48,850.6	39.2%				
STB	Sacombank	Financials	72,109.5	22.9%	14	9,970.0	33.6	16,288,061.0
TCB	Techcombank	Financials	183,686.1	22.5%	8	12,900.0	17.2	10,779,700.0
TPB	TPBank	Financials	44,649.1	30.0%	4	5,300.0	0.8	2,840,300.0
VCB	Vietcombank	Financials	511,960.8	22.8%				
VHM	Vinhomes	Real Estate	159,367.6	12.1%	11	7,280.0	7.0	18,489,100.0
VIB	VIBBank	Financials	60,923.2	5.0%	7	6,000.0	10.2	7,548,200.0
VIC	VinGroup	Real Estate	153,902.4	8.7%	4	4,320.0	1.6	3,690,600.0
VJC	Vietjet Air	Industrials	52,373.8	13.0%	1	5,100.0		
VNM	Vinamilk	Consumer Staples	126,024.3	50.8%	25	4,760.0	4.0	7,950,047.0
VPB	VPBank	Financials	150,744.5	24.9%	12	12,140.0	9.3	22,866,100.0
VRE	Vincom Retail	Real Estate	37,720.5	17.8%	11	15,300.0	4.6	16,656,300.0

Source: Bloomberg, Fiiipro, KIS

Notes: CW: Covered warrant

Table 6. Trading Covered warrant on HSX

(VND, %)

No	CW Code	Covered Warrant			Underlying asset			% Premium	Time to maturity	Last Trading Date	
		Executive ratio	Issue price	Closing price	Underlying	Exercise price	Breakeven price				Closing price
1	CHPG2403	4.0000 : 1	1,000	20	HPG	30,500	30,620	26,050	(15.1)	17	04/03/2025
2	CMBB2404	1.7377 : 1	1,400	1,500	MBB	20,418	22,886	22,750	(0.2)	17	04/03/2025
3	CMSN2401	8.0000 : 1	1,600	20	MSN	82,000	82,160	67,700	(16.7)	17	04/03/2025
4	CSTB2404	4.0000 : 1	1,100	1,890	STB	31,000	38,400	38,250	0.2	17	04/03/2025
5	CVHM2402	4.0000 : 1	1,400	140	VHM	41,500	42,060	39,100	(8.5)	17	04/03/2025
6	CVPB2403	2.0000 : 1	1,200	320	VPB	19,000	19,580	18,950	(3.3)	17	04/03/2025
7	CVRE2402	4.0000 : 1	1,000	10	VRE	23,500	23,540	16,550	(29.8)	17	04/03/2025
8	CHDB2401	3.3357 : 1	1,000	200	HDB	25,017	25,651	22,650	(11.7)	39	26/03/2025
9	CVRE2409	4.0000 : 1	1,000	70	VRE	19,999	20,279	16,550	(18.5)	39	26/03/2025
10	CMWG2409	10.0000 : 1	1,000	90	MWG	68,888	69,788	54,300	(20.6)	39	26/03/2025
11	CTCB2405	5.0000 : 1	1,000	380	TCB	26,868	28,768	25,900	(10.0)	39	26/03/2025
12	CFPT2406	24.8267 : 1	1,000	770	FPT	147,658	166,775	143,700	(13.4)	39	26/03/2025
13	CVPB2411	2.0000 : 1	1,000	150	VPB	21,666	21,966	18,950	(13.8)	39	26/03/2025
14	CHPG2411	4.0000 : 1	1,000	90	HPG	29,999	30,359	26,050	(14.4)	39	26/03/2025
15	CSTB2412	4.0000 : 1	1,000	570	STB	38,686	40,766	38,250	(5.6)	39	26/03/2025
16	CTPB2404	4.0000 : 1	1,000	190	TPB	17,888	18,568	16,800	(9.0)	39	26/03/2025
17	CVHM2410	5.0000 : 1	1,000	120	VHM	47,999	48,549	39,100	(20.7)	39	26/03/2025
18	CMBB2408	4.3443 : 1	1,000	240	MBB	24,134	25,090	22,750	(9.0)	39	26/03/2025
19	CMSN2407	10.0000 : 1	1,000	70	MSN	83,456	84,156	67,700	(18.6)	39	26/03/2025
20	CSHB2402	2.0000 : 1	1,000	200	SHB	11,333	11,733	10,850	(8.3)	39	26/03/2025
21	CSSB2401	4.0000 : 1	1,000	210	SSB	19,999	20,839	19,550	(7.9)	39	26/03/2025
22	CFPT2403	3.9723 : 1	5,100	5,110	FPT	134,064	153,687	143,700	(6.0)	70	24/04/2025
23	CHPG2407	4.0000 : 1	1,100	510	HPG	26,000	27,960	26,050	(7.0)	70	24/04/2025
24	CMBB2406	3.4754 : 1	1,000	580	MBB	21,721	23,702	22,750	(3.6)	70	24/04/2025
25	CMSN2405	4.0000 : 1	3,100	440	MSN	79,000	80,520	67,700	(15.0)	70	24/04/2025
26	CMWG2405	4.0000 : 1	2,500	300	MWG	66,000	67,160	54,300	(17.5)	70	24/04/2025
27	CSTB2408	4.0000 : 1	1,300	1,020	STB	36,000	39,920	38,250	(3.6)	70	24/04/2025
28	CVHM2407	4.0000 : 1	1,700	90	VHM	49,000	49,400	39,100	(22.1)	70	24/04/2025
29	CVIB2405	2.0000 : 1	1,700	1,480	VIB	18,000	20,940	20,500	(2.1)	70	24/04/2025
30	CVIC2404	4.0000 : 1	1,700	500	VIC	43,000	44,880	40,200	(10.6)	70	24/04/2025
31	CVNM2405	3.9689 : 1	2,500	190	VNM	67,472	68,147	60,200	(11.2)	70	24/04/2025
32	CVPB2408	2.0000 : 1	1,600	280	VPB	21,000	21,500	18,950	(12.0)	70	24/04/2025
33	CVRE2405	2.0000 : 1	1,500	220	VRE	19,000	19,400	16,550	(14.8)	70	24/04/2025
34	CSHB2401	2.0000 : 1	1,000	690	SHB	11,500	12,880	10,850	(16.5)	86	12/05/2025
35	CACB2405	4.0000 : 1	1,000	800	ACB	25,500	28,700	25,800	(10.3)	86	12/05/2025
36	CMWG2408	6.0000 : 1	1,500	440	MWG	65,000	67,400	54,300	(17.8)	86	12/05/2025
37	CSTB2411	4.0000 : 1	1,600	1,970	STB	34,000	41,880	38,250	(8.1)	86	12/05/2025
38	CTPB2403	3.0000 : 1	1,000	790	TPB	17,500	19,870	16,800	(15.0)	86	12/05/2025
39	CVIB2408	4.0000 : 1	1,000	980	VIB	19,500	23,420	20,500	(12.4)	86	12/05/2025
40	CHPG2402	2.7268 : 1	2,300	580	HPG	28,177	29,704	26,050	(12.5)	93	19/05/2025
41	CMBB2402	1.7003 : 1	2,000	1,860	MBB	20,403	23,498	22,750	(2.8)	93	19/05/2025
42	CMWG2401	3.9685 : 1	2,000	1,310	MWG	65,479	70,321	54,300	(21.2)	93	19/05/2025
43	CSTB2402	3.0000 : 1	1,800	3,150	STB	30,000	38,910	38,250	(1.1)	93	19/05/2025
44	CVIB2402	1.7096 : 1	2,000	730	VIB	20,515	21,729	20,500	(5.6)	93	19/05/2025
45	CVNM2401	7.6765 : 1	1,600	540	VNM	63,331	67,476	60,200	(10.3)	93	19/05/2025

46	CVPB2401	1.8990	: 1	1,300	660	VPB	19,939	21,135	18,950	(10.4)	93	19/05/2025
47	CVIB2501	2.0000	: 1	1,100	890	VIB	20,000	21,800	20,500	(5.9)	98	22/05/2025
48	CVHM2501	5.0000	: 1	1,100	480	VHM	42,000	44,400	39,100	(13.3)	98	22/05/2025
49	CVPB2503	2.0000	: 1	1,300	810	VPB	19,000	20,520	18,950	(7.7)	98	22/05/2025
50	CFPT2504	10.0000	: 1	1,800	740	FPT	160,000	166,700	143,700	(13.4)	98	22/05/2025
51	CMBB2502	1.7377	: 1	1,700	1,690	MBB	20,852	23,737	22,750	(3.8)	98	22/05/2025
52	CVNM2501	4.9612	: 1	1,700	430	VNM	64,495	66,430	60,200	(8.9)	98	22/05/2025
53	CVRE2502	2.0000	: 1	1,200	690	VRE	17,000	18,340	16,550	(9.9)	98	22/05/2025
54	CTCB2502	2.0000	: 1	1,700	1,730	TCB	24,000	27,380	25,900	(5.4)	98	22/05/2025
55	CHPG2503	2.0000	: 1	1,800	970	HPG	27,000	28,920	26,050	(10.1)	98	22/05/2025
56	CSTB2503	2.0000	: 1	2,400	2,640	STB	35,000	40,080	38,250	(4.0)	98	22/05/2025
57	CACB2504	2.0000	: 1	1,500	820	ACB	26,000	27,640	25,800	(6.8)	98	22/05/2025
58	CMWG2501	5.0000	: 1	2,300	690	MWG	62,000	65,450	54,300	(15.3)	129	24/06/2025
59	CSTB2501	3.0000	: 1	2,700	2,500	STB	33,500	41,000	38,250	(6.1)	129	24/06/2025
60	CMSN2501	8.0000	: 1	1,800	760	MSN	72,000	77,520	67,700	(11.7)	129	24/06/2025
61	CVRE2501	3.0000	: 1	1,200	500	VRE	18,000	19,500	16,550	(15.3)	129	24/06/2025
62	CSHB2501	2.0000	: 1	1,200	840	SHB	11,000	12,740	10,850	(15.5)	129	24/06/2025
63	CHPG2501	3.0000	: 1	2,100	980	HPG	25,500	28,440	26,050	(8.6)	129	24/06/2025
64	CVNM2505	4.0000	: 1	1,460	1,460	VNM	67,800	73,640	60,200	(17.8)	133	26/06/2025
65	CVNM2505	4.0000	: 1	1,460	1,460	VNM	67,800	73,640	60,200	(17.8)	133	26/06/2025
66	CFPT2407	24.8267	: 1	1,000	950	FPT	158,692	182,277	143,700	(20.8)	133	26/06/2025
67	CVRE2410	4.0000	: 1	1,000	140	VRE	21,888	22,448	16,550	(26.4)	133	26/06/2025
68	CVHM2411	5.0000	: 1	1,000	260	VHM	50,555	51,855	39,100	(25.8)	133	26/06/2025
69	CSHB2403	2.0000	: 1	1,000	300	SHB	12,333	12,953	10,850	(16.9)	133	26/06/2025
70	CSTB2413	4.0000	: 1	1,000	1,000	STB	39,679	43,359	38,250	(11.2)	133	26/06/2025
71	CMBB2409	4.3443	: 1	1,000	430	MBB	25,099	27,010	22,750	(15.4)	133	26/06/2025
72	CVPB2505	1.0000	: 1	1,850	1,200	VPB	21,000	22,200	18,950	(14.7)	133	26/06/2025
73	CSTB2506	2.0000	: 1	1,710	1,710	STB	38,100	41,520	38,250	(7.3)	133	26/06/2025
74	CVHM2504	2.0000	: 1	1,050	450	VHM	44,500	45,400	39,100	(15.2)	133	26/06/2025
75	CTCB2505	2.0000	: 1	1,010	1,010	TCB	26,400	28,420	25,900	(8.9)	133	26/06/2025
76	CVRE2504	1.0000	: 1	1,530	1,020	VRE	17,900	18,920	16,550	(12.7)	133	26/06/2025
77	CVIC2503	3.0000	: 1	1,220	1,060	VIC	42,600	45,780	40,200	(12.4)	133	26/06/2025
78	CMSN2504	4.0000	: 1	1,750	1,750	MSN	77,700	84,700	67,700	(19.1)	133	26/06/2025
79	CTPB2405	4.0000	: 1	1,000	340	TPB	18,999	20,279	16,800	(16.7)	133	26/06/2025
80	CHPG2412	4.0000	: 1	1,000	270	HPG	31,333	32,373	26,050	(19.7)	133	26/06/2025
81	CVPB2412	2.0000	: 1	1,000	340	VPB	22,777	23,457	18,950	(19.3)	133	26/06/2025
82	CVNM2505	4.0000	: 1	1,460	1,460	VNM	67,800	73,640	60,200	(17.8)	133	26/06/2025
83	CVNM2505	4.0000	: 1	1,460	1,460	VNM	67,800	73,640	60,200	(17.8)	133	26/06/2025
84	CVJC2501	6.0000	: 1	1,520	1,180	VJC	106,100	113,180	96,700	(14.8)	133	26/06/2025
85	CVIB2503	1.0000	: 1	2,030	2,030	VIB	21,200	23,230	20,500	(11.7)	133	26/06/2025
86	CHDB2501	2.0000	: 1	1,170	770	HDB	24,800	26,420	22,650	(14.2)	133	26/06/2025
87	CVNM2505	4.0000	: 1	1,460	1,460	VNM	67,800	73,640	60,200	(17.8)	133	26/06/2025
88	CVNM2505	4.0000	: 1	1,460	1,460	VNM	67,800	73,640	60,200	(17.8)	133	26/06/2025
89	CVNM2505	4.0000	: 1	1,460	1,460	VNM	67,800	73,640	60,200	(17.8)	133	26/06/2025
90	CVNM2505	4.0000	: 1	1,460	1,460	VNM	67,800	73,640	60,200	(17.8)	133	26/06/2025
91	CVNM2505	4.0000	: 1	1,460	1,460	VNM	67,800	73,640	60,200	(17.8)	133	26/06/2025
92	CVNM2505	4.0000	: 1	1,460	1,460	VNM	67,800	73,640	60,200	(17.8)	133	26/06/2025
93	CVNM2505	4.0000	: 1	1,460	1,460	VNM	67,800	73,640	60,200	(17.8)	133	26/06/2025

94	CVNM2505	4.0000	: 1	1,460	1,460	VNM	67,800	73,640	60,200	(17.8)	133	26/06/2025
95	CVNM2505	4.0000	: 1	1,460	1,460	VNM	67,800	73,640	60,200	(17.8)	133	26/06/2025
96	CVNM2505	4.0000	: 1	1,460	1,460	VNM	67,800	73,640	60,200	(17.8)	133	26/06/2025
97	CVNM2505	4.0000	: 1	1,460	1,460	VNM	67,800	73,640	60,200	(17.8)	133	26/06/2025
98	CVNM2505	4.0000	: 1	1,460	1,460	VNM	67,800	73,640	60,200	(17.8)	133	26/06/2025
99	CVNM2505	4.0000	: 1	1,460	1,460	VNM	67,800	73,640	60,200	(17.8)	133	26/06/2025
100	CVNM2505	4.0000	: 1	1,460	1,460	VNM	67,800	73,640	60,200	(17.8)	133	26/06/2025
101	CTPB2501	1.0000	: 1	1,600	1,650	TPB	17,700	19,390	16,800	(12.9)	133	26/06/2025
102	CMBB2506	1.7377	: 1	1,010	1,310	MBB	23,025	25,301	22,750	(9.7)	133	26/06/2025
103	CMSN2408	10.0000	: 1	1,000	200	MSN	85,678	87,678	67,700	(21.9)	133	26/06/2025
104	CTCB2406	5.0000	: 1	1,000	400	TCB	27,979	29,979	25,900	(13.6)	133	26/06/2025
105	CMWG2410	10.0000	: 1	1,000	210	MWG	70,777	72,777	54,300	(23.8)	133	26/06/2025
106	CMWG2506	3.0000	: 1	1,730	610	MWG	66,900	68,730	54,300	(19.4)	133	26/06/2025
107	CACB2506	2.0000	: 1	1,060	1,060	ACB	27,400	29,560	25,800	(12.9)	133	26/06/2025
108	CHPG2507	2.0000	: 1	1,520	800	HPG	29,600	31,380	26,050	(17.1)	133	26/06/2025
109	CFPT2402	3.9723	: 1	6,300	6,580	FPT	134,064	163,340	143,700	(11.6)	161	24/07/2025
110	CHPG2408	4.0000	: 1	1,200	690	HPG	27,000	29,680	26,050	(12.4)	161	24/07/2025
111	CMBB2501	2.6066	: 1	1,700	1,400	MBB	20,852	24,501	22,750	(6.8)	161	24/07/2025
112	CACB2501	3.0000	: 1	1,800	1,140	ACB	24,500	27,920	25,800	(7.8)	161	24/07/2025
113	CMBB2405	3.4754	: 1	1,100	640	MBB	22,590	24,814	22,750	(8.0)	161	24/07/2025
114	CMSN2404	4.0000	: 1	3,800	1,090	MSN	79,000	83,120	67,700	(17.6)	161	24/07/2025
115	CMWG2406	4.0000	: 1	3,100	810	MWG	66,000	69,080	54,300	(19.8)	161	24/07/2025
116	CSTB2409	4.0000	: 1	1,600	1,390	STB	36,000	41,400	38,250	(7.0)	161	24/07/2025
117	CFPT2501	10.0000	: 1	2,500	1,060	FPT	160,000	170,000	143,700	(15.0)	161	24/07/2025
118	CVHM2406	4.0000	: 1	2,000	350	VHM	50,000	51,400	39,100	(25.1)	161	24/07/2025
119	CVIB2406	4.0000	: 1	1,000	720	VIB	19,000	21,960	20,500	(6.6)	161	24/07/2025
120	CVIC2405	4.0000	: 1	2,100	930	VIC	43,000	46,680	40,200	(14.1)	161	24/07/2025
121	CVNM2406	3.9689	: 1	3,000	500	VNM	68,464	70,369	60,200	(14.0)	161	24/07/2025
122	CVPB2407	4.0000	: 1	1,000	300	VPB	21,000	22,200	18,950	(14.7)	161	24/07/2025
123	CVRE2406	4.0000	: 1	1,000	260	VRE	19,000	20,040	16,550	(17.6)	161	24/07/2025
124	CVHM2409	5.0000	: 1	1,500	1,030	VHM	42,000	47,150	39,100	(18.4)	178	12/08/2025
125	CTCB2404	5.0000	: 1	1,000	1,150	TCB	25,000	30,750	25,900	(15.8)	178	12/08/2025
126	CHPG2410	4.0000	: 1	1,300	880	HPG	28,000	31,520	26,050	(17.5)	178	12/08/2025
127	CVRE2408	3.0000	: 1	1,100	600	VRE	20,000	21,800	16,550	(24.2)	178	12/08/2025
128	CFPT2405	9.9307	: 1	2,900	3,130	FPT	134,064	163,955	143,700	(11.9)	178	12/08/2025
129	CVPB2410	3.0000	: 1	1,200	880	VPB	21,000	23,640	18,950	(19.9)	178	12/08/2025
130	CSTB2502	3.0000	: 1	2,800	2,480	STB	35,500	42,700	38,250	(9.9)	221	24/09/2025
131	CHPG2502	3.0000	: 1	2,000	1,080	HPG	27,500	30,740	26,050	(15.4)	221	24/09/2025
132	CVNM2504	6.0000	: 1	1,640	1,380	VNM	65,000	73,280	60,200	(17.4)	234	07/10/2025
133	CMWG2505	6.0000	: 1	1,720	1,200	MWG	61,000	68,200	54,300	(18.7)	234	07/10/2025
134	CSTB2505	3.0000	: 1	1,990	2,150	STB	40,000	46,330	38,250	(16.9)	234	07/10/2025
135	CVRE2503	2.0000	: 1	1,600	1,080	VRE	18,000	20,120	16,550	(17.9)	252	23/10/2025
136	CVPB2501	2.0000	: 1	1,600	1,240	VPB	20,000	22,460	18,950	(15.7)	252	23/10/2025
137	CVHM2502	5.0000	: 1	1,300	800	VHM	45,000	49,050	39,100	(21.5)	252	23/10/2025
138	CHPG2504	2.0000	: 1	2,200	1,530	HPG	29,000	32,060	26,050	(18.9)	252	23/10/2025
139	CSTB2504	2.0000	: 1	2,700	3,030	STB	38,000	43,920	38,250	(12.4)	252	23/10/2025
140	CMWG2503	5.0000	: 1	2,400	1,230	MWG	63,000	68,850	54,300	(19.5)	252	23/10/2025
141	CTCB2503	2.0000	: 1	2,000	1,970	TCB	26,000	29,880	25,900	(13.4)	252	23/10/2025

142	CVIC2502	5.0000	: 1	1,300	940	VIC	45,000	49,600	40,200	(19.1)	252	23/10/2025
143	CMSN2503	5.0000	: 1	2,600	1,770	MSN	75,000	83,450	67,700	(17.9)	252	23/10/2025
144	CMBB2503	1.7377	: 1	1,900	2,040	MBB	22,590	26,083	22,750	(12.4)	252	23/10/2025
145	CFPT2502	10.0000	: 1	2,400	1,360	FPT	170,000	183,000	143,700	(21.1)	252	23/10/2025
146	CHPG2406	4.0000	: 1	1,300	870	HPG	28,000	31,480	26,050	(17.4)	253	24/10/2025
147	CHPG2409	3.0000	: 1	2,300	1,340	HPG	25,000	28,960	26,050	(10.2)	260	31/10/2025
148	CMSN2406	6.0000	: 1	2,700	750	MSN	79,000	83,320	67,700	(17.8)	260	31/10/2025
149	CSTB2410	3.0000	: 1	2,200	1,910	STB	38,000	43,520	38,250	(11.6)	260	31/10/2025
150	CVIB2407	2.0000	: 1	2,400	2,130	VIB	18,000	22,220	20,500	(7.7)	260	31/10/2025
151	CVNM2407	5.9534	: 1	2,500	590	VNM	67,472	70,746	60,200	(14.5)	260	31/10/2025
152	CVPB2409	2.0000	: 1	1,800	800	VPB	22,000	23,580	18,950	(19.7)	260	31/10/2025
153	CVRE2407	2.0000	: 1	2,500	1,330	VRE	16,000	18,620	16,550	(11.3)	260	31/10/2025
154	CTCB2403	5.0000	: 1	1,200	900	TCB	26,000	30,450	25,900	(15.0)	260	31/10/2025
155	CMBB2407	1.7377	: 1	2,600	1,540	MBB	22,590	25,162	22,750	(9.2)	260	31/10/2025
156	CMWG2407	6.0000	: 1	2,200	610	MWG	70,000	73,000	54,300	(24.1)	260	31/10/2025
157	CVHM2408	4.0000	: 1	2,600	1,370	VHM	38,000	43,600	39,100	(11.7)	260	31/10/2025
158	CFPT2404	14.8960	: 1	2,600	3,290	FPT	120,161	170,212	143,700	(15.2)	260	31/10/2025
159	CHPG2506	4.0000	: 1	1,220	1,110	HPG	27,800	32,240	26,050	(19.4)	326	07/01/2026
160	CTCB2504	6.0000	: 1	1,100	1,270	TCB	24,500	32,180	25,900	(19.5)	326	07/01/2026
161	CFPT2505	10.0000	: 1	2,730	2,380	FPT	158,000	181,300	143,700	(20.3)	326	07/01/2026
162	CACB2502	2.0000	: 1	2,500	2,060	ACB	28,000	32,080	25,800	(19.7)	402	24/03/2026
163	CMWG2504	5.0000	: 1	2,900	1,610	MWG	66,000	73,750	54,300	(24.9)	402	24/03/2026
164	CVNM2503	4.9612	: 1	2,600	1,710	VNM	68,464	76,799	60,200	(21.2)	402	24/03/2026
165	CMBB2504	1.7377	: 1	2,300	2,580	MBB	23,459	27,890	22,750	(18.1)	402	24/03/2026
166	CHPG2505	2.0000	: 1	2,600	2,130	HPG	30,000	34,260	26,050	(24.1)	402	24/03/2026
167	CFPT2503	10.0000	: 1	2,800	1,770	FPT	180,000	197,000	143,700	(26.7)	402	24/03/2026
168	CMBB2505	3.0000	: 1	1,540	1,730	MBB	22,800	27,870	22,750	(18.0)	416	07/04/2026
169	CVHM2503	7.0000	: 1	1,480	1,300	VHM	42,000	51,240	39,100	(24.9)	416	07/04/2026
170	CVPB2504	3.0000	: 1	1,460	1,440	VPB	20,000	24,320	18,950	(22.2)	416	07/04/2026

Source: Bloomberg, Fiinpro, KIS

CW: Covered warrant, Sort by Last trading day

## Global Disclaimer

### ■ General

This research report and marketing materials for Vietnamese securities are originally prepared and issued by the Research Center of KIS Vietnam Securities Corp., an organization licensed with the State Securities Commission of Vietnam. The analyst(s) who participated in preparing and issuing this research report and marketing materials is/are licensed and regulated by the State Securities Commission of Vietnam in Vietnam only. This report and marketing materials are copyrighted and may not be copied, redistributed, forwarded or altered in any way without the consent of KIS Vietnam Securities Corp..

This research report and marketing materials are for information purposes only. They are not and should not be construed as an offer or solicitation of an offer to purchase or sell any securities or other financial instruments or to participate in any trading strategy. This research report and marketing materials do not provide individually tailored investment advice. This research report and marketing materials do not take into account individual investor circumstances, objectives or needs, and are not intended as recommendations of particular securities, financial instruments or strategies to any particular investor. The securities and other financial instruments discussed in this research report and marketing materials may not be suitable for all investors. The recipient of this research report and marketing materials must make their own independent decisions regarding any securities or financial instruments mentioned herein and investors should seek the advice of a financial adviser. KIS Vietnam Securities Corp. does not undertake that investors will obtain any profits, nor will it share with investors any investment profits. KIS Vietnam Securities Corp., its affiliates, or their affiliates and directors, officers, employees or agents of each of them disclaim any and all responsibility or liability whatsoever for any loss (director consequential) or damage arising out of the use of all or any part of this report or its contents or otherwise arising in connection therewith. Information and opinions contained herein are subject to change without notice and may differ or be contrary to opinions expressed by other business areas or KIS Vietnam Securities Corp. The final investment decision is based on the client's judgment, and this research report and marketing materials cannot be used as evidence in any legal dispute related to investment decisions.

### ■ Country-specific disclaimer

**United States:** This report is distributed in the U.S. by Korea Investment & Securities America, Inc., a member of FINRA/SIPC, and is only intended for major U.S. institutional investors as defined in Rule 15a-6(a)(2) under the U.S. Securities Exchange Act of 1934. All U.S. persons that receive this document by their acceptance thereof represent and warrant that they are a major U.S. institutional investor and have not received this report under any express or implied understanding that they will direct commission income to Korea Investment & Securities, Co., Ltd. or its affiliates. Pursuant to Rule 15a-6(a)(3), any U.S. recipient of this document wishing to effect a transaction in any securities discussed herein should contact and place orders with Korea Investment & Securities America, Inc., which accepts responsibility for the contents of this report in the U.S. The securities described in this report may not have been registered under the U.S. Securities Act of 1933, as amended, and, in such case, may not be offered or sold in the U.S. or to U.S. person absent registration or an applicable exemption from the registration requirement.

**United Kingdom:** This report is not an invitation nor is it intended to be an inducement to engage in investment activity for the purpose of section 21 of the Financial Services and Markets Act 2000 of the United Kingdom ("FSMA"). To the extent that this report does constitute such an invitation or inducement, it is directed only at (i) persons who are investment professionals within the meaning of Article 19(5) of the Financial Services and Markets Act 2000 (Financial Promotion) Order 2005 (as amended) of the United Kingdom (the "Financial Promotion Order"); (ii) persons who fall within Articles 49(2)(a) to (d) ("high net worth companies, unincorporated associations etc.") of the Financial Promotion Order; and (iii) any other persons to whom this report can, for the purposes of section 21 of FSMA, otherwise lawfully be made (all such persons together being referred to as "relevant persons"). Any investment or investment activity to which this report relates is available only to relevant persons and will be engaged in only with relevant persons. Persons who are not relevant persons must not act or rely on this report.

**Hong Kong:** This research report and marketing materials may be distributed in Hong Kong to institutional clients by Korea Investment & Securities Asia Limited (KISA), a Hong Kong representative subsidiary of Korea Investment & Securities Co., Ltd., and may not otherwise be distributed to any other party. KISA provides equity sales service to institutional clients in Hong Kong for Korean securities under its sole discretion, and is thus solely responsible for provision of the aforementioned equity selling activities in Hong Kong. All requests by and correspondence with Hong Kong investors involving securities discussed in this report and marketing materials must be effected through KISA, which is registered with The Securities & Futures Commission (SFC) of Hong Kong. Korea Investment & Securities Co., Ltd. is not a registered financial institution under Hong Kong's SFC.

**Singapore:** This report is provided pursuant to the financial advisory licensing exemption under Regulation 27(1)(e) of the Financial Advisers Regulation of Singapore and accordingly may only be provided to persons in Singapore who are "institutional investors" as defined in Section 4A of the Securities and Futures Act, Chapter 289 of Singapore. This report is intended only for the person to whom Korea Investment & Securities Co., Ltd. has provided this report and such person may not send, forward or transmit in any way this report or any copy of this report to any other person. Please contact Korea Investment & Securities Singapore Pte Ltd in respect of any matters arising from, or in connection with, the analysis or report (Contact Number: 65 6501 5600).

Copyright © 2025 KIS Vietnam Securities Corp. All rights reserved. No part of this report may be reproduced or distributed in any manner without permission of KIS Vietnam Securities Corp.