

17 Jan 2025

Waiting for confirmation signals

VN30 performance

The VN30-Index continued its uptrend, increasing by 0.43% to close at 1,303 points. Twenty-two out of thirty component stocks recorded gains, with notable performers including VCB (+1.42%), SSI (+1.04%), and STB (+1.00%). On the other hand, only three stocks declined, with selling pressure observed in SAB (-1.82%), POW (-0.42%), and ACB (-0.20%).

VN30 Future chart: Waiting for confirmation signals

On the daily chart, the contract adjusted after expiring in yesterday's trading session. The decrease in volume indicates a return of caution. Therefore, the downtrend may continue to dominate in the next session.

On the hourly chart, the contract closed below most major moving averages, suggesting that the downtrend remains dominant in the short term. However, further confirmation signals are still needed for this trend, as the current movement may result from anomalies during the contract expiration session.

Technical strategy

Investors should remain cautious and closely monitor the market today, as confirmation signals for the downtrend are not yet clear.

Table 1. Future statistics

(points, %, contracts)

	Close Price	% chg.	Trading Volume	Open Interest	Fair Value	Expire Date
VN30 Index	1,303.3	0.4				
VN30F2501	1,295.1	-0.1	162,714.0	36,355.0	1,311.3	2/20/2025
VN30F2502	1,308.5	0.6	39,908.0	34,825.0	1,318.6	3/20/2025
VN30F2503	1,311.5	0.3	84.0	816.0	1,329.4	6/19/2025
VN30F2506	1,317.1	0.5	59.0	724.0	1,352.3	9/18/2025

Source: Bloomberg, KIS

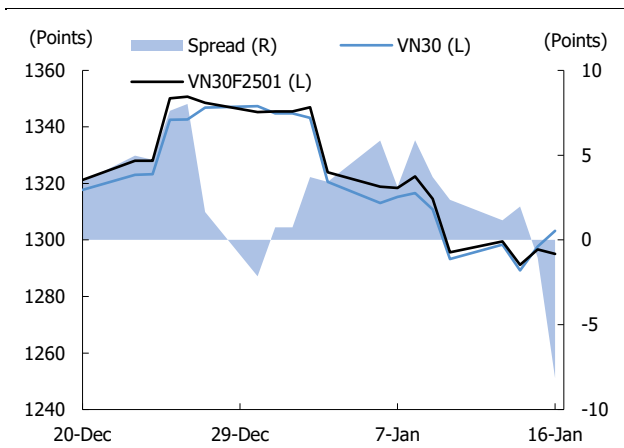
Research Dept
Researchdept@kisvn.vn

Figure 1. VN30 Generics daily chart



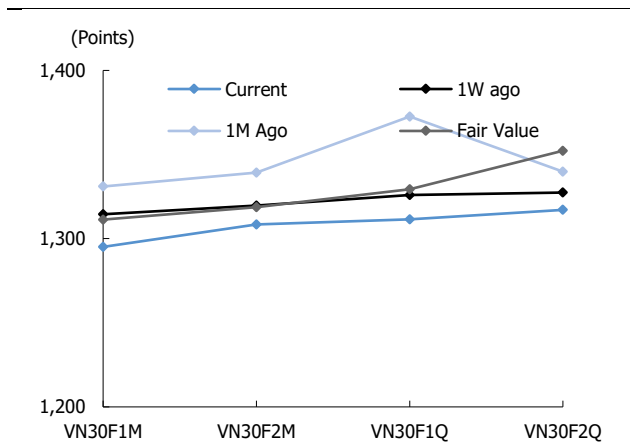
Source: Bloomberg, KIS. Price is adjusted by Continuous Adjustment method

Figure 2. Basis spread



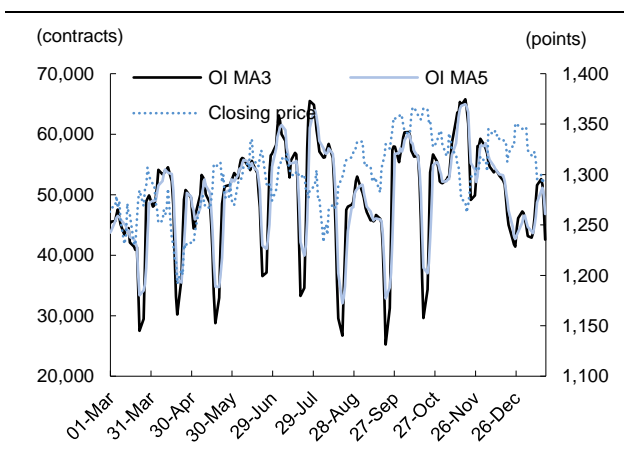
Source: Bloomberg, KIS

Figure 3. Future price curve



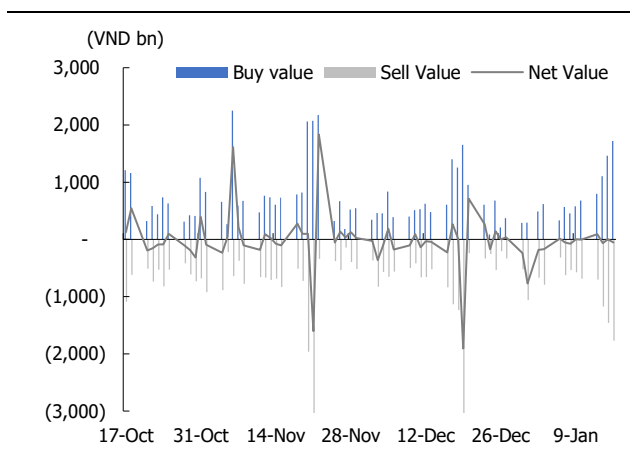
Source: Bloomberg, KIS

Figure 4. Open interest pattern



Source: Bloomberg, KIS

Figure 5. Daily foreign net buy / sell



Source: Bloomberg, KIS

Table 2. VN30 constituent statistics

(VND bn, %, VND, %, x, '000000 shares)

Quote	Name	Industry	Market Cap	Index Weight	Current Price	1D chg	PER	PBR	3M. Vol	Foreign Owned	52W High	52W Low
ACB	Asia Commercial Bank	Financials	110,996.4	3.1	24,850	-0.2	6.8	1.4	6.1	30.0	26,500	22,043
BCM	Becamex IDC Corp.	Financials	71,725.5	2.0	69,300	0.1	27.3	3.7	0.2	1.4	74,500	50,400
BID	BIDV	Financials	271,762.1	7.6	39,400	0.5	11.6	2.0	2.7	17.1	46,860	35,537
BVH	Bao Viet Group	Financials	38,006.9	1.1	51,200	0.0	19.3	1.7	0.6	26.4	55,700	38,200
CTG	VietinBank	Information Technology	197,615.7	5.6	36,800	0.1	9.2	1.4	5.7	26.1	38,900	29,950
FPT	FPT Corp	Utilities	215,511.6	6.1	146,500	0.7	28.6	7.2	3.7	46.0	153,900	82,435
GAS	PetroVietnam Gas	Materials	156,724.8	4.4	66,900	0.1	14.3	2.7	0.5	1.9	84,412	66,200
GVR	Viet Nam Rubber Group	Financials	113,800.0	3.2	28,450	0.9	33.1	2.2	2.3	0.5	39,000	20,800
HDB	HDBank	Materials	75,842.8	2.1	21,700	0.2	5.8	1.5	9.9	17.6	26,650	17,125
HPG	Hoa Phat Group	Materials	168,221.4	4.7	26,300	0.4	13.8	1.5	16.6	24.6	29,950	24,750
MBB	MBBank	Financials	130,588.6	3.7	21,400	0.2	6.1	1.2	9.8	23.2	22,783	18,522
MSN	Masan Group	Consumer Staples	95,362.7	2.7	66,300	0.8	73.4	3.2	4.4	28.7	82,300	63,700
MWG	Mobile World Investment	Consumer Discretionary	84,473.8	2.4	57,800	0.9	28.5	3.1	6.0	47.3	70,800	43,050
PLX	Petrolimex	Real Estate	50,823.7	1.4	40,000	0.0	16.9	2.0	0.8	17.7	51,700	34,450
POW	PV Power	Real Estate	27,751.2	0.8	11,850	-0.4	20.4	0.9	5.2	4.1	15,900	10,400
SAB	SABECO	Energy	69,258.4	1.9	54,000	-1.8	16.2	2.8	0.5	60.8	69,400	52,000
SHB	SH Bank	Financials	37,173.5	1.0	10,150	0.0	4.8	0.7	9.5	3.1	12,500	10,050
SSB	SeABank	Utilities	50,463.0	1.4	17,800	0.6	10.8	1.5	2.0	0.1	21,128	15,050
SSI	SSI Securities Corp.	Consumer Staples	47,869.7	1.3	24,400	1.0	15.6	1.9	12.6	42.7	31,582	23,500
STB	Sacombank	Financials	66,830.9	1.9	35,450	1.0	7.6	1.3	10.8	23.1	37,850	26,150
TCB	Techcombank	Financials	168,496.7	4.7	23,850	0.6	7.4	1.2	10.1	21.7	25,250	17,000
TPB	TPBank	Financials	42,403.4	1.2	16,050	0.3	8.7	1.2	10.9	28.3	18,100	13,667
VCB	Vietcombank	Financials	518,108.8	14.6	92,700	1.4	15.0	2.7	1.4	23.3	100,500	85,000
VHM	Vinhomes	Financials	164,296.5	4.6	40,000	0.0	8.4	0.9	10.5	16.0	48,550	34,000
VIB	VIBBank	Real Estate	58,688.8	1.7	19,700	0.3	8.3	1.5	9.5	20.5	21,368	17,265
VIC	VinGroup	Real Estate	154,667.1	4.4	40,450	0.5	15.6	1.1	1.8	11.2	49,350	39,700
VJC	Vietjet Air	Industrials	53,565.4	1.5	98,900	0.2	39.3	3.2	0.7	16.5	119,600	97,000
VNM	Vinamilk	Consumer Staples	129,368.2	3.6	61,900	0.3	15.0	4.1	2.1	50.0	76,200	61,100
VPB	VPBank	Financials	145,984.2	4.1	18,400	0.0	11.1	1.1	13.7	26.7	21,050	17,500
VRE	Vincom Retail	Real Estate	37,606.9	1.1	16,550	0.3	9.2	0.9	5.9	24.9	28,750	16,100

Source: Bloomberg, KIS

Global Disclaimer

■ General

This research report and marketing materials for Vietnamese securities are originally prepared and issued by the Research Center of KIS Vietnam Securities Corp., an organization licensed with the State Securities Commission of Vietnam. The analyst(s) who participated in preparing and issuing this research report and marketing materials is/are licensed and regulated by the State Securities Commission of Vietnam in Vietnam only. This report and marketing materials are copyrighted and may not be copied, redistributed, forwarded or altered in any way without the consent of KIS Vietnam Securities Corp..

This research report and marketing materials are for information purposes only. They are not and should not be construed as an offer or solicitation of an offer to purchase or sell any securities or other financial instruments or to participate in any trading strategy. This research report and marketing materials do not provide individually tailored investment advice. This research report and marketing materials do not take into account individual investor circumstances, objectives or needs, and are not intended as recommendations of particular securities, financial instruments or strategies to any particular investor. The securities and other financial instruments discussed in this research report and marketing materials may not be suitable for all investors. The recipient of this research report and marketing materials must make their own independent decisions regarding any securities or financial instruments mentioned herein and investors should seek the advice of a financial adviser. KIS Vietnam Securities Corp. does not undertake that investors will obtain any profits, nor will it share with investors any investment profits. KIS Vietnam Securities Corp., its affiliates, or their affiliates and directors, officers, employees or agents of each of them disclaim any and all responsibility or liability whatsoever for any loss (director consequential) or damage arising out of the use of all or any part of this report or its contents or otherwise arising in connection therewith. Information and opinions contained herein are subject to change without notice and may differ or be contrary to opinions expressed by other business areas or KIS Vietnam Securities Corp. The final investment decision is based on the client's judgment, and this research report and marketing materials cannot be used as evidence in any legal dispute related to investment decisions.

■ Country-specific disclaimer

United States: This report is distributed in the U.S. by Korea Investment & Securities America, Inc., a member of FINRA/SIPC, and is only intended for major U.S. institutional investors as defined in Rule 15a-6(a)(2) under the U.S. Securities Exchange Act of 1934. All U.S. persons that receive this document by their acceptance thereof represent and warrant that they are a major U.S. institutional investor and have not received this report under any express or implied understanding that they will direct commission income to Korea Investment & Securities, Co., Ltd. or its affiliates. Pursuant to Rule 15a-6(a)(3), any U.S. recipient of this document wishing to effect a transaction in any securities discussed herein should contact and place orders with Korea Investment & Securities America, Inc., which accepts responsibility for the contents of this report in the U.S. The securities described in this report may not have been registered under the U.S. Securities Act of 1933, as amended, and, in such case, may not be offered or sold in the U.S. or to U.S. person absent registration or an applicable exemption from the registration requirement.

United Kingdom: This report is not an invitation nor is it intended to be an inducement to engage in investment activity for the purpose of section 21 of the Financial Services and Markets Act 2000 of the United Kingdom ("FSMA"). To the extent that this report does constitute such an invitation or inducement, it is directed only at (i) persons who are investment professionals within the meaning of Article 19(5) of the Financial Services and Markets Act 2000 (Financial Promotion) Order 2005 (as amended) of the United Kingdom (the "Financial Promotion Order"); (ii) persons who fall within Articles 49(2)(a) to (d) ("high net worth companies, unincorporated associations etc.") of the Financial Promotion Order; and (iii) any other persons to whom this report can, for the purposes of section 21 of FSMA, otherwise lawfully be made (all such persons together being referred to as "relevant persons"). Any investment or investment activity to which this report relates is available only to relevant persons and will be engaged in only with relevant persons. Persons who are not relevant persons must not act or rely on this report.

Hong Kong: This research report and marketing materials may be distributed in Hong Kong to institutional clients by Korea Investment & Securities Asia Limited (KISA), a Hong Kong representative subsidiary of Korea Investment & Securities Co., Ltd., and may not otherwise be distributed to any other party. KISA provides equity sales service to institutional clients in Hong Kong for Korean securities under its sole discretion, and is thus solely responsible for provision of the aforementioned equity selling activities in Hong Kong. All requests by and correspondence with Hong Kong investors involving securities discussed in this report and marketing materials must be effected through KISA, which is registered with The Securities & Futures Commission (SFC) of Hong Kong. Korea Investment & Securities Co., Ltd. is not a registered financial institution under Hong Kong's SFC.

Singapore: This report is provided pursuant to the financial advisory licensing exemption under Regulation 27(1)(e) of the Financial Advisers Regulation of Singapore and accordingly may only be provided to persons in Singapore who are "institutional investors" as defined in Section 4A of the Securities and Futures Act, Chapter 289 of Singapore. This report is intended only for the person to whom Korea Investment & Securities Co., Ltd. has provided this report and such person may not send, forward or transmit in any way this report or any copy of this report to any other person. Please contact Korea Investment & Securities Singapore Pte Ltd in respect of any matters arising from, or in connection with, the analysis or report (Contact Number: 65 6501 5600).

Copyright © 2025 KIS Vietnam Securities Corp. All rights reserved. No part of this report may be reproduced or distributed in any manner without permission of KIS Vietnam Securities Corp.